


# POLARIS **RANGER**



2024

**ACCESSORIES,  
MAINTENANCE & APPAREL**

ENGLISH VERSION



HARDEST WORKING.  
SMOOTHEST  
RIDING.



## #1 UTILITY SIDE-BY-SIDE

For the past two decades, RANGER has set the standard through unrivaled strength, unmatched capability and next-level comfort, making it the number one utility side-by-side for over 10-years running.

## 2024 LINEUP

SEE THE FULL LINEUP AT [POLARIS.COM/RANGER](https://www.polaris.com/ranger)

### RANGER XD 1500

P. 16



RANGER XD 1500 PREMIUM



RANGER CREW XD 1500 PREMIUM



RANGER XD 1500 NORTHSTAR ULTIMATE



RANGER CREW XD 1500 NORTHSTAR ULTIMATE



RANGER XD 1500 NORTHSTAR PREMIUM



RANGER CREW XD 1500 NORTHSTAR PREMIUM

### 1000 / XP 1000 / XP KINETIC

P. 34



RANGER 1000



RANGER 1000 EPS



RANGER 1000 PREMIUM



RANGER CREW 1000 PREMIUM



RANGER XP 1000 PREMIUM



RANGER CREW XP 1000 PREMIUM



RANGER XP 1000 NORTHSTAR PREMIUM



RANGER CREW XP 1000 NORTHSTAR PREMIUM



RANGER XP 1000 NORTHSTAR ULTIMATE



RANGER CREW XP 1000 NORTHSTAR ULTIMATE



RANGER XP 1000 NORTHSTAR TRAIL BOSS



RANGER CREW XP 1000 NORTHSTAR TRAIL BOSS



RANGER XP KINETIC PREMIUM



RANGER XP KINETIC ULTIMATE

### SP 570

P. 62



RANGER SP 570



RANGER CREW SP 570



RANGER SP 570 PREMIUM



RANGER CREW SP 570 PREMIUM



RANGER SP 570 NORTHSTAR



RANGER CREW SP 570 NORTHSTAR

### 570 FULL-SIZE

P. 74

### YOUTH

P. 76



RANGER 570 FULL-SIZE



RANGER CREW 570 FULL-SIZE



RANGER 150 EFI

POLARIS  
**RANGER**

#### 16 RANGER XD 1500

- 22 WINDSHIELDS & REAR PANELS
- 23 DOORS
- 24 CAB COMFORT & CONVENIENCE
- 25 WINCHES
- 26 PROTECTION
- 27 AUDIO
- 28 STORAGE

#### 34 1000 / XP 1000 / XP KINETIC

- 40 ROOFS
- 42 WINDSHIELDS & REAR PANELS
- 44 DOORS
- 46 CAB COMFORT & CONVENIENCE
- 49 WINCHES
- 50 PROTECTION
- 52 AUDIO
- 56 STORAGE

#### 62 SP 570

- 66 ROOFS & DOORS
- 68 WINDSHIELDS & REAR PANELS
- 70 AUDIO, CAB COMFORT & CONVENIENCE
- 71 PROTECTION & WINCHES
- 72 STORAGE

#### 74 570 FULL-SIZE

#### 76 YOUTH

#### 78 COMMON ACCESSORIES

- 78 CONNECTED TECHNOLOGY
- 80 ELECTRICAL ACCESSORIES
- 83 TRACKS
- 84 COOLERS
- 86 HUNT
- 88 WINCHES
- 90 PLOWS
- 94 LIGHTING
- 96 WHEELS & TIRES

#### 108 MAINTENANCE & GARAGE

- 110 MAINTENANCE
- 112 OIL
- 114 MAINTENANCE FLUIDS
- 116 GARAGE ACCESSORIES & BATTERY CHARGERS
- 120 HD PARTS
- 122 SERVICE PARTS
- 124 TIRE SEALANT & TRAILERING
- 126 POLARIS POWER

#### 132 APPAREL

- 133 RANGER APPAREL & MERCHANDISE
- 134 HELMETS & GOGGLES
- 136 HEATED APPAREL
- 137 LIFESTYLE APPAREL

SHOP ALL RANGER ACCESSORIES  
AT [POLARIS.COM/SHOPRANGER](https://www.polaris.com/shopranger)



# RANGER XD 1500 / XP 1000 / SP 570 NORTHSTAR OFF-ROAD CLIMATE CONTROL

Be in control of your comfort with standard Pro Shield Cab System, heat, air conditioning, and more. Polaris RANGER NorthStar Editions help you finish whatever task you set out to do, no matter the weather conditions. Take your NorthStar to the next level with hundreds of accessories to choose from based on your riding needs.

## DO MORE:

### PROTECTION

Protect the front and rear of your RANGER from whatever obstacles you may encounter off-road.

**XD 1500** P. 26  
**XP 1000** P. 50  
**SP 570** P. 71

### STORAGE

Leave nothing behind with the limitless customization of Lock & Ride storage.

**XD 1500** P. 28  
**XP 1000** P. 56  
**SP 570** P. 72

### AUDIO

Customize your audio system to listen to your favorite songs on the trails.

**XD 1500** P. 27  
**XP 1000** P. 52  
**SP 570** P. 70

### LIGHTING

Extend the day and work longer with easy-to-install powerful lighting.

P. 94

### WHEELS & TIRES

Select wheels and tires custom built for your riding style and the terrain you ride in.

P. 96

## UPGRADE YOUR NORTHSTAR RANGER XD 1500 / XP 1000 / SP 570

You've got the essentials straight from the factory—but why stop there? Get the most out of your NorthStar with additional Polaris Engineered accessories to fit your riding needs. Add the MUST HAVES for top-selling accessories or UTILITY to optimize for the toughest outdoor jobs. Or, pick and choose your favorite accessories to make it your own.



### XD 1500 NORTHSTAR ULTIMATE COMES STANDARD WITH:

Heating & Air Conditioning HVAC System  
7" Display Powered by RIDE COMMAND  
JBL® Trail Pro 2000 Audio Kit  
Pro Shield Full Glass Tip-Out Windshield with Wiper/Washer System  
Power Window Doors  
Polaris Pro HD 6,000 lb. Winch with Auto-Stop  
Sport Roof with Premium Liner & Dome Light  
Lock & Ride Glass Panel  
LED Headlights  
Auxiliary Lights – Front Bumper  
30" Tires  
Heated Seats

PREMIUM TRIM ALSO AVAILABLE



### XP 1000 NORTHSTAR ULTIMATE COMES STANDARD WITH:

Heating & Air Conditioning HVAC System  
7" Display Powered by RIDE COMMAND  
Pro Shield Full Glass Tip-Out Windshield with Wiper/Washer System  
Power Window Doors  
Polaris HD 4,500 lb. Winch with Auto-Stop  
Sport Roof with Premium Liner & Dome Light  
Lock & Ride Glass Panel  
LED Headlights  
29" Tires

PREMIUM TRIM ALSO AVAILABLE



### SP 570 NORTHSTAR COMES STANDARD WITH:

Heating HVAC System  
Glass Windshield with Wiper/Washer System  
Premium Manual Crank Window Doors  
Polaris HD 3,500 lb. Winch with Auto-Stop  
Sport Roof with Premium Liner & Dome Light  
Lock & Ride Glass Rear Panel

	PRODUCT	XD 1500	XP 1000	SP 570
MUST HAVES	Front Brushguard	2884872 P. 26	2882531 P. 50	2885084 P. 71
	Rear Brushguard	2884876 P. 26	2882529 P. 50	2885087 P. 71
	Front Hood Storage Rack	2884878 P. 30	2882690 P. 58	2885088 P.73
	Storage Box	2889108 P. 30	2883279 P. 61	2889199 P. 72
	Polaris PULSE Wiring Harness – 1 Light Bar	2889686 P. 82 2889738 P. 82	2883230 P. 82	2889161 P.82
	Pro Armor 33" – Combo LED Light Bar		2889791 P. 95	
UTILITY	Side View Mirrors – Door Mounted	2889862 P. 24	2889241 P. 47	2889241 P.70
	Bed Extender/Divider	2889109 P. 30	2882752 P. 58	2889183 P. 72
	Electronic Cargo Box Lift	2889768 P. 31	2884141 P. 60	N/A

### TAKE ADVANTAGE

of your off-road climate control with winter and plow accessories.

P. 90





**DESIGNED** by the people who designed your vehicle.



**TESTED** extensively in the field so you ride with 100% confidence.



**TRUSTED** 65 years in the business. The #1 name in off-road.

ACCESSORIES  
BACKED BY A



WARRANTY



**RHINO-RACK®**

From opposite sides of the globe, some of the most capable machines in the off-road world meet a trusted outdoor adventure brand to deliver industry-exclusive Rhino-Rack® bed racks and accessories designed specifically for Polaris RANGER. Perfectly integrated and tested to off-road standards, Rhino-Rack® storage solutions will help you get more storage capacity out of your RANGER, so you can stay prepared for whatever the day may bring.



**WE HOLD OUR PARTNERS TO THE SAME STANDARDS**



WHEELS, TIRES & LIGHTING DESIGNED WITH POLARIS TO MAXIMIZE PERFORMANCE  
P. 95, 96



UNLOCKING THE POWER OF EV CHARGING  
P. 39



IGNITE AND FUEL YOUR PASSION FOR PRECISE QUALITY SOUND REPRODUCTION  
P. 52



DARE TO LISTEN WITH HIGH-PERFORMANCE AUDIO  
P. 27, 70



PRODUCTS SO GOOD THEY REPLACE OR REPAIR THEM FOR LIFE  
P. 94



PROTECTING YOUR ESSENTIAL GEAR SINCE 1943  
P. 86



BRING IT ALL. BRING IT ON.  
P. 32, 56



DIGITAL GAUGES FOR POWERSPORTS RIDERS  
P. 79, 118



# PURPOSE BUILT

## FOR CAPABILITY, STRENGTH, AND COMFORT

The all-new RANGER XD 1500 introduces an entirely new class of extreme duty side-by-side and purpose-built accessories. Take on the most demanding jobs with the industry's strongest, most capable UTV with the most customizable and intuitive accessory system on the market.



## NEXT-LEVEL COMFORT

LEVERAGE THE FULL CAPABILITIES OF YOUR MACHINE YEAR-ROUND.



## SUPERIOR INTEGRATION

MAKE WORK EASIER WITH YOUR VEHICLE BUILT TO ADD ESSENTIAL ACCESSORIES FOR ANY JOB.



## DO MORE

TACKLE ANY JOB AND LEAVE NOTHING BEHIND.






# OUTWORK THEM ALL

**POLARIS**  
ENGINEERED

HARDEST WORKING, SMOOTHEST RIDING. RANGER is a trusted, most capable, work partner. Developed and tested along with the vehicle, Polaris Engineered Accessories are designed for seamless integration and simple installation to get more done, year-round.

## SUPERIOR INTEGRATION



P. 80

### PLUG AND PLAY ELECTRICAL

A revolution in electrical accessory integration, the Polaris PULSE Electrical System allows for a simple plug and play approach for adding power to Polaris Engineered Accessories.



P. 88

### INTEGRATED PRE-WIRED WINCH MOUNT

Designated mounting points and pre-wired contactors ensure a perfect fit and the strongest place to attach the Polaris Engineered winch - the most dependable winch for your RANGER. With wiring built right into the vehicle, we made this the easiest RANGER winch to install.



P. 90

### INTEGRATED PLOW MOUNT\*

The attachment points for the Glacier Plow System are integrated right at the factory and feature an innovative drive-up and go installation process.

\*Integrated Plow Mount not included on RANGER SP 570 Non-Premium/Non-NorthStar Models



## DO MORE



### VERSATILITY

Lock & Ride mounting locations allow for limitless customization to let you work the way you want.

**XD 1500** P. 22  
**RANGER 1000 / XP 1000 / XP KINETIC** P. 42  
**RANGER SP 570** P. 68



### ADAPTABLE STORAGE SOLUTIONS

The next generation of the Polaris Lock & Ride platform brings with it an entirely new system of purpose-built accessories and attachments. This means you can go further, push harder and do more than ever before.

**XD 1500** P. 29

## BRING IT ALL. BRING IT ON.



### STORAGE VERSATILITY

Rhino-Rack® roof rack and bed rack solutions offer 40% more storage capacity so you never have to leave tools or gear behind.

**XD 1500** P. 32  
**RANGER 1000 / XP 1000 / XP KINETIC** P. 56

## NEXT-LEVEL COMFORT



### OUR BEST SEALING CAB

With the profile channels engineered into the roll cage, body plastics molded to seal and cab accessories designed to keep the elements out, the Pro Shield Cab System offers a new level of interior comfort.

**XD 1500** P. 22  
**RANGER 1000 / XP 1000 / XP KINETIC** P. 40  
**RANGER SP 570** P. 66



# NEXT-LEVEL COMFORT

Look for the Pro Shield Logo for the four components to customize your RANGER with our best sealing cab.



## BUILD YOUR CAB SYSTEM

1 CHOOSE YOUR ROOF	2 CHOOSE YOUR WINDSHIELD	3 CHOOSE YOUR REAR PANEL	4 CHOOSE YOUR DOORS
RANGER 1000 XP 1000 P. 40 XP KINETIC	XD 1500 P. 22 RANGER 1000 XP 1000 P. 42 XP KINETIC	XD 1500 P. 22 RANGER 1000 XP 1000 P. 43 XP KINETIC	XD 1500 P. 23 RANGER 1000 XP 1000 P. 44 XP KINETIC
RANGER SP 570 P. 66	RANGER SP 570 P. 68	RANGER SP 570 P. 69	RANGER SP 570 P. 67



### ULTIMATE CLARITY

Tempered safety glass, clear to see through and shatterproof.

### COLOR MATCHED

Key color matched accent panels available.

### PROTECTION

Inner and outer shells are made from high-quality, injection-molded plastics using a state-of-the-art process to shield from the elements and more.

### DURABLE CONSTRUCTION

With a 1" tube steel frame, these doors can handle the rigors of the off-road.



### A FRAME DESIGNED FOR A CAB

All RANGER cab components fit perfectly to the contours of the profile tube cab frame, floor and body panels, allowing for a 360° gasket seal, seamless fit and installation providing unprecedented protection from the elements.

# INCREASED RIDER COMFORT

Add a new level of interior comfort by adding a Pro Shield Cab System – tested to military standards. Seal out dust, water, and noise by selecting a roof, windshield, rear panel, and set of doors. Extend your work day or trail ride while protecting you and your passengers from the elements.




### RAIN

Rest assured that you and your passengers will stay dry and comfortable on rainy days.



### SNOW

Keep cold wind and snow out in winter months.



### DUST

Reduce dust swirl in the cab of your RANGER for increased comfort and visibility.



# SUPERIOR INTEGRATION

**POLARIS**  
**ENGINEERED**

**RIGHT FROM THE FACTORY**, your vehicle is built to make essential accessories like winches and plows easy to use day-in and day-out. Mounting brackets are designed into the oversized factory bumper and wiring is routed securely and properly. When it comes to RANGER, Polaris Engineered Accessories make work easier so you can get more done.

**PRO** PRO HEAVY DUTY SERIES

**HD** HEAVY DUTY SERIES



LEARN MORE P. 88

## POLARIS ENGINEERED WINCH FEATURES



Tested **1,200+** pulls at max load, it works when you need it to




Built to withstand **-20° F** temperatures



Sealed motor & heavy duty gears **OPERATE FULLY SUBMERGED UNDERWATER**



**MILITARY** tested & approved



### PRE-WIRED CHASSIS

Dash mounted controls and wiring are installed at the factory. Mount the winch, connect the wires and trust that everything is routed safely, securely, and properly.

### NO NEED TO CUT PANELS

### FULLY INTEGRATED MOUNT & WIRING

## GLACIER<sup>®</sup> PLOW SYSTEM

LEARN MORE P. 90



### GLACIER FEATURES

- ✓ To install the plow, simply lift the mount lock handle and pull forward
- ✓ No loss of factory ground clearance when not plowing
- ✓ Don't have to crawl under the machine to release the plow blade from the vehicle
- ✓ No trimming of vehicle plastic or fascia required to mount plow or winch
- ✓ Angle your blade right from your seat with the Glacier Pro Plow Hydraulic Angle System
- ✓ Angle your blade 25° left and right, conveniently from your seat

**25°**





# INTRODUCING THE NEW RANGER XD 1500



## HUNT COLLECTION

- 2890571 Sun Visor P. 24
- 2884875 Rockguard With Step - Crew P. 26
- 2889666 Rear Headache Rack - Winch Ready P. 30
- 2889800 **LR LOCK-TRIBE MAX** Cross Bed Rail P. 30

- 2889110 **LR LOCK-TRIBE MAX** Spare Tire Carrier P. 30
- 2889698 1,000 lb. Rear Cargo Box Winch P. 31
- 2889237 Rhino-Rack® Roof Rack - Crew P. 32
- 2889104 Rhino-Rack® Roof Rack Mount - Crew P. 32

- 2889527 Rhino-Rack® Eyelet Tie-Downs P. 33
- 2889881 Rhino-Rack® 200 L Luggage Bag P. 33
- 2882036 Kolpin Stronghold Gun Boot XL P. 86

- 2884106 **LR LOCK-TRIBE** Kolpin Stronghold Auto-Latch Mount P. 86
- 2884299 RIGID® 32" Combo LED Light Bar P. 95
- 2891026 Pro Armor Wheel & Tire Set: 32" Dual Threat w/ 5304 P. 106



Add Light Bar Harnesses P. 82





# RANCH COLLECTION

- 2889862 Side View Mirrors - Door Mounted P. 24
- 2890571 Sun Visor P. 24
- 2884872 Upper Front Brushguard P. 26
- 2884876 Rear Brushguard P. 26


- 2889666 Rear Headache Rack - Winch Ready P. 30
- 2889847  Modular Cargo System (MCS) P. 31
- 2889846  MCS Tool Rack P. 31



- 2884299 RIGID® 32" Combo LED Light Bar P. 95
- 2889930 Cast Light Bar Mount P. 95
- 5418256 Pro Armor Harvester Tire - 32" P. 99
- Add Light Bar Harnesses P. 82






# FARM COLLECTION

- 2889086 Fixed Glass Windshield P. 22
- 2889092  **LR RIDE** Glass Rear Panel P. 22
- 2889099 Side View Mirrors - ROPS Mounted P. 24
- 2889767 Auxiliary Lights - Front Brushguard P. 24


- 2889276 Polaris Pro HD 6,000 lb. Winch with Rapid Rope Recovery P. 25
- 2884872 Upper Front Brushguard P. 26
- 2884878  **LR RIDE** Front Hood Storage Rack P. 30
- 2889108  **LR RIDE MAX** Storage Box P. 30

- 2889666 Rear Headache Rack - Winch Ready P. 30
- 2889109  **LR RIDE MAX** Bed Extender/Divider P. 30
- 2889791 Pro Armor 33" - Combo LED Light Bar P. 95
- 2889930 Cast Light Bar Mount P. 95




# WINDSHIELDS & REAR PANELS

## GLASS vs HARD COAT POLY



Superior optical clarity (automotive level)  
Scratch-resistant  
Curved to fit, seals tight  
Cold weather / heavy duty  
Wiper ready

Lightweight, flexible, easy to store/remove  
Impact-resistant  
Tight seal keeps out rain and dust  
30x more scratch-resistant



### POLARIS ENGINEERED ADVANTAGES



**LOCK & RIDE**  
REVOLUTIONARY INSTALLATION



AIRTIGHT GASKET SEAL



VENTING OPTIONS



MULTI-FUNCTION FEATURES

## WINDSHIELDS



**PRO SHIELD**  
CAB SYSTEM

### TIP-OUT GLASS WINDSHIELD UPGRADE KIT

- Components needed to convert a fixed glass windshield into a tip-out windshield
- Includes center handle, base, gas struts and hardware
- Windshield not included

» 2889085

XD 1500 '24, CREW XD 1500 '24  
REQUIRES FIXED GLASS WINDSHIELD (2889086), SOLD SEPARATELY  
NOT COMPATIBLE WITH POLY WINDSHIELDS



**PRO SHIELD**  
CAB SYSTEM

### FIXED GLASS WINDSHIELD

- Durable automotive glass and perfectly sealed design
- Superior clarity and toughness while shielding you from every form of weather

» 2889086

XD 1500 '24, CREW XD 1500 '24



**PRO SHIELD**  
CAB SYSTEM

### LOCK & RIDE HARD COAT POLY FULL WINDSHIELD - VENTED

- Frameless design for maximum crystal clear visibility
- Vents at the bottom of windshield allow for adjustable airflow on a hot day or defrost on a cold day
- Lock & Ride technology for quick and easy on and off
- Fits perfectly into the ROPs with a 360° gasket seal

» 2889089

XD 1500 '24, CREW XD 1500 '24  
NOT COMPATIBLE WITH TIP-OUT GLASS WINDSHIELD UPGRADE KIT (2889085)



### LOCK & RIDE HARD COAT POLY FULL WINDSHIELD

- Frameless design for maximum crystal clear visibility
- Lock & Ride technology for quick and easy on and off
- Fits perfectly into the ROPs with a 360° gasket seal

» 2889088

XD 1500 '24, CREW XD 1500 '24  
NOT COMPATIBLE WITH TIP-OUT GLASS WINDSHIELD UPGRADE KIT (2889085)



### LOCK & RIDE HARD COAT POLY HALF WINDSHIELD

- Seals at the base for reliable protection from the elements and off-road hazards
- Provides airflow for an open-air riding experience

» 2889090

XD 1500 '24, CREW XD 1500 '24

## REAR PANEL



**PRO SHIELD**  
CAB SYSTEM


### LOCK & RIDE GLASS REAR PANEL

- Seal out the elements such as dust swirl, rain and snow
- Dramatically reduce unwanted cab noise

» 2889092

XD 1500 '24, CREW XD 1500 '24


# DOORS



PREMIUM FEATURES



UNPRECEDENTED FIT & FINISH



EASY & FAST INSTALLATION

### POLARIS ENGINEERED ADVANTAGES



### FULL POWER DOORS

- Fit perfectly into the ROPs with predesignated mounting locations
- Sure-closing, tight sealing 360° gasket seal at the ROPs, and the glass windows can be adjusted infinitely with the dash-mounted switches
- Rear hinging, for easy ingress and egress
- The tubular steel frame lines laminate safety glass that blocks UV rays and is strengthened by an interlayer of polyvinyl butyral (PVB)
- Come with interior and exterior door handles, power windows, and a built-in storage compartment

» FRONT • 2889075

» REAR • 2889076

XD 1500 '24, CREW XD 1500 '24  
REQUIRES EXTERIOR DOOR ACCENT PANELS, SOLD SEPARATELY



### EXTERIOR DOOR ACCENT PANELS

- Install factory color-matched accent panels that complement your vehicle's color
- Clear coated for UV protection and installs easily with a single screw into the door jam
- Accent panels are required to complete the Full Power Doors

» FRONT • 2890688

» REAR • 2890689

XD 1500 '24, CREW XD 1500 '24  
REQUIRES FULL POWER DOORS, SOLD SEPARATELY



# CAB COMFORT & CONVENIENCE



**HEATER KIT**

- 8-vent heater and defrost system
- Control the climate inside your cab in cold weather
- Helps defrost windshields and keep you warm or cool
- Three different fan speeds
- Heat and fan dash-mounted controls
- Manual vents

» 3-SEAT (SHOWN) • 2889745  
XD 1500 '24, CREW XD 1500 '24

» CREW • 2890011  
XD 1500 '24, CREW XD 1500 '24  
REQUIRES 3-SEAT HEATER KIT (2889745), SOLD SEPARATELY



**CONVEX REARVIEW MIRROR**

- Get a panoramic view of the trail and any obstacles behind your ORV
- Durable cast aluminum construction ensures the mirror stays attached through your roughest off-road adventures

» 2889096  
XD 1500 '24, CREW XD 1500 '24



**WINDSHIELD WIPER & WASHER KIT**

- Designed to fit with full-height, glass windshields
- Mounts seamlessly due to the integrated mounting and wire routing locations
- Included washer tank mounts under the front hood and all electrical and sprayer lines route within the ROPS cage integrated channel
- Dash mounted rocker switch controls the wiper and sprayer independently

» 2889095  
XD 1500 '24, CREW XD 1500 '24  
NOT COMPATIBLE WITH POLY WINDSHIELDS



**SIDE VIEW MIRRORS**

- Fully adjustable to accommodate riders of all sizes and can fold in to prevent being struck

» DOOR MOUNTED • 2889862  
XD 1500 '24, CREW XD 1500 '24  
REQUIRES FULL POWER DOORS OR GLASS/POLY WINDSHIELD, EACH SOLD SEPARATELY

» ROPS-MOUNTED (SHOWN) • 2889099  
XD 1500 '24, CREW XD 1500 '24  
NOT COMPATIBLE WITH FULL POWER DOORS OR WINDSHIELDS



**SUN VISOR**

- Injection molded visor that flips down to reduce sun glare in early morning or at dusk
- Can be mounted on passenger or drivers side

» 2890571  
XD 1500 '24, CREW XD 1500 '24

**PULSE KIT - ROOF MOUNTED**

- Add additional electrical capacity to power all of your favorite Polaris accessories

» 3-SEAT • 2890262  
XD 1500 '24

» CREW • 2890441  
CREW XD 1500 '24



**HORN KIT**

- Powered by the vehicle's own electrical power
- Strong blast will safely alert those nearby
- Includes horn, mounting hardware and actuator

» 2889098  
XD 1500 '24, CREW XD 1500 '24



**DOME LIGHT KIT**

- Easy install LED dome light provides optimal visibility inside your cab

» 2889097  
XD 1500 '24, CREW XD 1500 '24

**DOME LIGHT - STANDALONE**

- Dome light allows for in cab visibility in low light
- Standalone kit connects to front PULSE bar location

» 2890423  
XD 1500 '24, CREW XD 1500 '24



**AUXILIARY LIGHTS - FRONT BRUSHGUARD**

- Bumper mounted accent lights provide additional front illumination
- Integrated into bumper pockets for a seamless fit
- Dash mounted switch

» 2889767  
XD 1500 '24, CREW XD 1500 '24



**OVERHEAD SWITCH PANEL KIT**

- Add up to 4 additional electrical accessory switches conveniently overhead with this roof-mounted upper switch panel

» 2890422  
XD 1500 '24, CREW XD 1500 '24



**REAR WORK LIGHT**

- Mounts to the back of your cab to fully illuminate the cargo box and surrounding area
- Includes mounting hardware
- Integrated into roof for a clean look

» 2889771  
XD 1500 '24, CREW XD 1500 '24  
PREMIUM MODELS REQUIRE OVERHEAD SWITCH PANEL (2890422) AND REAR PULSE KIT (PART NUMBERS VARY), EACH SOLD SEPARATELY

**12V CARGO BOX POWER PORT**

- Power your tools or accessories to get the job done
- Dash mounted switch allows you to turn a sprayer or spreader on or off from the cab

» 2890857  
XD 1500 '24, CREW XD 1500 '24

# WINCHES



1 YR WARRANTY



## FEATURES & BENEFITS

**PRO** PRO HEAVY DUTY SERIES      **HD** HEAVY DUTY SERIES

**RAPID ROPE RECOVERY**

Retrieve cable 5x as fast as standard mode on other Polaris winches. Get back to riding or complete your task quicker.



NOT AVAILABLE

**AUTO STOP TECHNOLOGY**

Auto Stop technology protects and extends the life of your winch by automatically stopping the winch at the end of pull to prevent over-spooling.



ADD AUTO STOP UPGRADE + WIRELESS REMOTE  
2890991  
SYNTHETIC ROPE REQUIRED

**WIRELESS REMOTE**

Operate your winch wirelessly from within 50 ft of the vehicle.



**PREMIUM SYNTHETIC ROPE**

Lightweight, extremely strong and flexible 50 ft long rope stands up to any tough job.

MODEL	6,000 LB.	4,500 LB.
<b>XD 1500 '24</b> <b>CREW XD 1500 '24</b>	2889276	2889275

## UPGRADE YOUR CONTROLS HD OR PRO HD WINCHES

**POWER CONTROLLER**

- Control your winch and plow hydraulics directly from the shift knob

» 2889769 LATE AVAILABILITY  
XD 1500 '24, CREW XD 1500 '24



## REPLACEMENT PARTS

**SYNTHETIC ROPE**

» 6,000 LB. 2879188      » 4,500 LB. 2879187





# PROTECTION



# AUDIO



### UPPER FRONT BRUSHGUARD

- 1.75" tube steel construction
  - Protects the front of your ride, including your headlights
  - Mounts by bolting onto the stock front bumper
  - Does not impede the headlights or winch and plow attachments
  - Scratch-resistant, black powder-coated finish
  - Used as attachment structure for hood rack
- » 2884872  
XD 1500 '24, CREW XD 1500 '24



### REAR BRUSHGUARD

- Built to take on the toughest terrain with dependable strength, safely protecting tailgate and taillights
  - Mounted to ensure rear clearance, your wheels can still move even when the cargo bed is tipped back fully
  - Integrated mounting holes for easy installation
  - Black powder-coated finish
  - Compatible with tow hitches
- » 2884876  
XD 1500 '24, CREW XD 1500 '24



### ROCKGUARD WITH STEP

- The sturdy, steel construction includes a black e-coat and a durable, black powder-coated finish
  - Easily get into the vehicle, and remove mud from footwear with an integrated boot scraper
  - Easily installs with integrated mounting locations directly on the frame, instead of underneath, for maximum ground clearance
- » 2-SEAT (SHOWN) • 2884874  
XD 1500 '24  
» CREW • 2884875  
CREW XD 1500 '24



### FRONT BUMPER BULL BAR

- Steel upper hoop that attaches to stock bumper and adds additional protection to front of vehicle
- » 2890855  
XD 1500 '24, CREW XD 1500 '24




### SHACKLES - HD BRUSHGUARD

- Bumper mounted tow hooks that can be used to secure vehicle to a trailer or used as an easy hook up point when towing an object
- » 2890854  
XD 1500 '24, CREW XD 1500 '24



JBL has brought music to life in a way people can feel for over 70 years. From iconic concerts to the world's biggest sporting events, the award-winning sound has powered the world's most epic musicians, athletes and venues. Unleash the power of music so you can live life to the fullest wherever and whenever.

JBL® partnered with Polaris to create the highest performing audio system, specifically designed for RANGER. Purpose-built to stand up to any outdoor environment and to handle the toughest jobs.



### JBL® TRAIL PRO 2000 AUDIO KIT

- 25 Watt x 4 channel internal amplifier
  - 4.3" color TFT screen
  - Bluetooth® 4.2
  - AM/FM/WB tuner
  - Two 50 Watt tweeters
  - Two 75 Watt 6.5" speakers
- » 2889762  
XD 1500 '24, CREW XD 1500 '24



### JBL® TRAIL PRO 4200 AUDIO UPGRADE KIT

- Two 40 Watt 4" speakers
  - 40 Watt x 4 channel amplifier
  - Two 8" subwoofers with 300 Watt amplifier
- » 2889763  
XD 1500 '24, CREW XD 1500 '24  
REQUIRES JBL® TRAIL PRO 2000 AUDIO KIT (2889762) OR RIDE COMMAND, EACH SOLD SEPARATELY



# STORAGE SOLUTIONS FOR EVERY JOB

Equip your RANGER with Polaris Engineered storage accessories to pack all your essentials for every job. The versatile lineup includes all-new, easy-to-install patented Lock & Ride MAX accessories – like a Modular Cargo System (MCS), spare tire carrier and rear storage box – that offer limitless ways to customize your vehicle's storage capabilities.



Plus, we've partnered with Rhino-Rack® to deliver premium roof and bed rack solutions. Transform your vehicle for work, play or anything in between with these easy to use racks, load securing accessories and the latest in carrier technology. These racks deliver increased storage capacity, allowing you to elevate your pursuit and get more done in a day.



## INTRODUCING



This vehicle features and all-new accessory system built around the need for next level durability and adaptability.

Our next generation of Polaris Lock & Ride technology brings with it an entirely new system of purpose-built accessories and attachments. This means you can configure your vehicle for any job, work more efficiently and get more done than ever before.

With virtually endless configurations and no tools required, you have the freedom to easily reconfigure on the fly and spend more time getting the job done.



## HOW IT WORKS



1. Choose accessories



2. Position on the vehicle



3. Lock accessories into place



4. Reconfigure as needed



# STORAGE



**LR LOCK & RIDE MAX**  
**MODULAR CARGO SYSTEM (MCS)**

- Overbed structure that bolts to Lock & Ride Max rails and allows user to add the Tool Rack, Tool Extension, Rhino-Rack® Multi-Purpose Tool Holders and/or Stronghold Auto Latch Mounts to offer additional storage solutions

» 2889847

XD 1500 '24, CREW XD 1500 '24



**LR LOCK & RIDE MAX**  
**SPARE TIRE CARRIER**

- Attaches to bed rails or cross bed rail
- Allows user to securely carry a spare tire up to 32 inches in diameter

» 2889110

XD 1500 '24, CREW XD 1500 '24



**LR LOCK & RIDE MAX**  
**CROSS BED RAIL**

- Provides additional mounting options with Lock & Ride MAX accessories
- Can be used as a divider in the vehicle bed
- Quick, toolless install with Lock & Ride MAX slide locks

» 2889800

XD 1500 '24, CREW XD 1500 '24



**LR LOCK & RIDE MAX**  
**BED EXTENDER/DIVIDER**

- Add 30% more cargo space with the rear gate lowered and the extender installed
- Can also be turned around as a divider in box to keep items from moving over bumpy terrain

» 2889109

XD 1500 '24, CREW XD 1500 '24



**REAR HEADACHE RACK - WINCH READY**

- Mounts to rear ROPs of vehicle
- Expanded metal screen allows rear visibility and protects rear panel from damage
- Used to mount rear mounted winch

» 2889666

XD 1500 '24, CREW XD 1500 '24



**LR LOCK & RIDE MAX**  
**STORAGE BOX**

- Attaches to bed rails with Lock & Ride MAX technology and can be positioned anywhere in the bed
- Large enough to hold helmets and other large items
- Dustproof and waterproof with 360° seals on all openings

» 2889108

XD 1500 '24, CREW XD 1500 '24



**LR LOCK & RIDE**  
**FRONT HOOD STORAGE RACK**

- Durable, steel-constructed rack with powder-coated finish mounts across the hood for additional UTV storage, up to 100 lbs.
- Helps protect your vehicle from brush and debris
- Easy installation with Lock & Ride technology
- Integrated side rails easily pivot to access the underhood

» 2884878

XD 1500 '24, CREW XD 1500 '24  
REQUIRES UPPER FRONT BRUSHGUARD (2884872), SOLD SEPARATELY



**LR LOCK & RIDE MAX**  
**RAILS - MCS/HEADACHE RACK**

- Additional accessory rails that can be attached to either the Headache Rack, or to the interior of the Lock & Ride MAX Modular Cargo System (MCS)

» 2890444

XD 1500 '24, CREW XD 1500 '24  
REQUIRES MODULAR CARGO SYSTEM (MCS) (2889847) OR REAR HEADACHE RACK - WINCH READY (2889666), EACH SOLD SEPARATELY



**LR LOCK & RIDE MAX**  
**CHAINSAW MOUNT**

- Attaches to bed rails or cross bed rail and allows user to securely carry a chainsaw

» 2889105

XD 1500 '24, CREW XD 1500 '24



**LR LOCK & RIDE MAX**  
**MCS TOOL RACK**

- Attaches to Modular Cargo System (MCS) with Lock & Ride MAX attachments, providing ability to carry long handled equipment like shovels and rakes

» 2889846

XD 1500 '24, CREW XD 1500 '24  
REQUIRES MODULAR CARGO SYSTEM (MCS) (2889847) AND RAILS - MCS/HEADACHE RACK (2890444), EACH SOLD SEPARATELY



**MCS TOOL RACK EXTENSIONS**

- Attaches to Modular Cargo System (MCS) and allows user to carry hoses and other items

» 2889911

XD 1500 '24, CREW XD 1500 '24  
REQUIRES MODULAR CARGO SYSTEM (MCS) (2889847) AND RAILS - MCS/HEADACHE RACK (2890444), EACH SOLD SEPARATELY



**REAR HYDRAULIC BED LIFT**

- Electric hydraulic bed lift allows for easy dumping of the bed, even when at full capacity
- Dash switch controlled

» 2889768

XD 1500 '24, CREW XD 1500 '24



**GUN MOUNTING BRACKET**

- Attaches to Modular Cargo System (MCS) and allows user to attach any Kolpin Stronghold Auto Latch items

» 2889931

XD 1500 '24, CREW XD 1500 '24



**CARGO BED MAT**

- Thick 0.2" molded poly mat looks good, protects the box, reduces unwanted drivetrain noise and keeps cargo more secure with a non-slip design

» 2889106

XD 1500 '24, CREW XD 1500 '24



**FRONT RECEIVER HITCH**

- 2" front receiver allows attachment of a trailer hitch for easily backing trailers into tight locations

• Bolts to vehicle frame

» 2889657

XD 1500 '24, CREW XD 1500 '24



**1,000 LB. REAR CARGO BOX WINCH**

- 1,000 lb. pull force winch that mounts to Headache Rack
- Allows for easy loading of big game or other large and heavy items in the bed

» 2889698

XD 1500 '24, CREW XD 1500 '24



# STORAGE



## BRING IT ALL. BRING IT ON.

From opposite sides of the globe, some of the most capable machines in the off-road world meet a trusted outdoor adventure brand to deliver industry-exclusive, purpose-built roof racks, bed racks and attachments that help RANGER riders get the job done.



## ACCESSORIZE IT



### SPARE TIRE HOLDER

- Transport a spare tire outside the vehicle
  - Easily mounts to the Rhino-Rack® Rear Bed Rack (2889590), sold separately
- » 2889529  
XD 1500 '24, CREW XD 1500 '24



### HIGH-LIFTING JACK MOUNT

- Simple, quick install with durable brackets
  - Rugged, non-corrosive powder-coated steel stands up to the harshest conditions
- » 2889533  
XD 1500 '24, CREW XD 1500 '24



### FISHING ROD HOLDER

- Convenient, locking carrier can transport five fishing rods safely and securely on a roof rack
  - Doubles as a ski/snowboard carrier
- » 2889729  
XD 1500 '24, CREW XD 1500 '24



### 200 L LUGGAGE BAG

- Carry bulky, lightweight gear in this tear- and weather-resistant canvas bag
- » 2889881  
XD 1500 '24, CREW XD 1500 '24



### J-STYLE KAYAK HOLDER

- Transport a kayak or canoe on the roof of your vehicle
- » 2889883  
XD 1500 '24, CREW XD 1500 '24  
REQUIRES ACCESSORY BARS (2889884), SOLD SEPARATELY



### ACCESSORY BARS

- Offers horizontal fitment to allow other accessories to be attached to the Rhino-Rack® platforms
- » 2889884  
XD 1500 '24, CREW XD 1500 '24

## PICK YOUR RACK



### ROOF RACKS

- Bring everything you need
  - Sleek, durable backbone and innovative attachment system ensures secure attachment to your vehicle
- » 3-SEAT • 2889236  
XD 1500 '24  
» CREW (SHOWN) • 2889237  
CREW XD 1500 '24



### REAR BED RACK

- Ultimate modular load carrying solution
  - Strong, lightweight aluminum construction tested in the harshest conditions
  - Outfit with a wide variety of Rhino-Rack® accessories to customize your set up
  - Mounts to the bed of your vehicle
  - Weight capacity on bed - 150 lbs.
- » 2889860  
XD 1500 '24, CREW XD 1500 '24  
REQUIRES RHINO-RACK® REAR BED RACK MOUNT (2889844), SOLD SEPARATELY  
NOT COMPATIBLE WITH MODULAR CARGO SYSTEM (MCS) (2889847)



### REAR BED RACK MOUNT

- » 2889844  
XD 1500 '24, CREW XD 1500 '24



### ROOF RACK MOUNT

- » 3-SEAT • 2889103  
XD 1500 '24, CREW XD 1500 '24
- » CREW • 2889104  
XD 1500 '24, CREW XD 1500 '24

See P. 86 for more hunt information

See P. 86 for more hunt information

See P. 86 for more hunt information

See P. 86 for more hunt information



### GUN MOUNTING BRACKET

- Mount Kolpin Stronghold Gun Boots to Rhino-Rack® systems when paired with Auto-Latch Mount (2636942), sold separately
- » 2889327  
XD 1500 '24, CREW XD 1500 '24

See P. 86 for more hunt information



### TRACTION BOARD MOUNTS

- Strong, durable and easy to attach
  - Traction boards sold separately
- » 2889530  
XD 1500 '24, CREW XD 1500 '24



### EYELET TIE-DOWNS

- Attach in multiple locations on the platform for additional tie-down points
  - Anti-corrosive, galvanized steel for heavy duty strength
  - Includes one set with hardware (straps not included)
- » 2889527  
XD 1500 '24, CREW XD 1500 '24



### CARGO CORNER BRACKETS

- Mount a NorthStar cooler or toolbox to the platform and save space inside the vehicle (straps not included)
  - A unique, anti-rotation nut offers maximum security
- » 2889531  
XD 1500 '24, CREW XD 1500 '24



### MULTI-PURPOSE TOOL HOLDER

- Carry and protect tools, paddles and more
  - Ratchet-locking mechanism for quick release and rubber inserts that secure gear into place
- » 2889528  
XD 1500 '24, CREW XD 1500 '24







# RANCH

COLLECTION

- 2882910 Under Seat Dry Storage P. 46
- 2882753 8-Vent Heater & Defrost System P. 46
- 2883265 Work Beacon LED Light P. 48
- 2882710 Polaris Pro HD 6,000 lb. Winch with Rapid Rope Recovery P. 49
- 2882531 Upper Front Brushguard P. 50

- 2882529 Rear Brushguard P. 50
- 2882752  Bed Extender/Divider P. 58
- 2890233  Headache Rack P. 58
- 2883121 RIGID® SR-Series 10" Spot LED Light P. 94
- 2883148 Pro Armor Wheel & Tire Set: Dual Threat & 4202 P. 106

Add Light Bar Harnesses P. 82



# BIG GAME

COLLECTION

- 2882753 8-Vent Heater & Defrost System P. 46
- 2883265 Work Beacon LED Light P. 48
- 2882710 Polaris Pro HD 6,000 lb. Winch with Rapid Rope Recovery P. 49
- 2882690 Front Hood Storage Rack P. 58


- 2884107  Kolpin Rhino Grip Pro P. 87
  - 2889791 Pro Armor 33" - Combo LED Light Bar P. 95
  - 2883157 Pro Armor Wheel & Tire Set: Attack 2.0 & 5202 P. 107
- Add Light Bar Harnesses P. 82





# WATERFOWL

COLLECTION



- 2883265 Work Beacon LED Light P. 48
- 2882711 Polaris Pro HD 4,500 lb. Winch with Rapid Rope Recovery P. 49
- 2882690 Front Hood Storage Rack P. 58
- 2882177  CargoMax System P. 58



- 2883263 In-Cab Gun Mount P. 87
- 2889794 Pro Armor 2"x2" Cube - LED Spot Light (x2) P. 94
- 2884271 Pro Armor Wheel & Tire Set: Mud XC & 4204 P. 106
- Add Light Bar Harnesses P. 82



# CRAFTSMAN

COLLECTION

- 2882711 Polaris Pro HD 4,500 lb. Winch with Rapid Rope Recovery P. 49
- 2882752  Bed Extender/Divider P. 58
- 2882751 Cargo Bed Mat P. 60
- 2879354  Chainsaw Mount P. 60

- 2881533  Tool Rack P. 61
- 2883279  Storage Box P. 61
- 2889791 Pro Armor 33" - Combo LED Light Bar P. 95
- 2882384 Wheel & Tire Set: Pro Armor Harvester & 4202 P. 106

Add Light Bar Harnesses P. 82



# RANGER XP KINETIC THE POWER TO DO MORE

**DO MORE THAN EVER BEFORE** with the full-size electric RANGER. Unmatched horsepower and instant torque means more power than ever before to precisely pull, haul more, and get more done. The industry's strongest drivetrain delivers lower maintenance costs and more uptime to get the job done. Plus, the quiet electric powertrain enables easy conversations while riding and stealthy trips to hunting spots.



### RIDE COMMAND FRONT CAMERA

- Provides additional vantage point
- Front-mounted camera to help with plowing and other tasks

» 2889662  
XP KINETIC '23-24



### DUAL CHARGER HARNESS

- Required for installation of a 3kW On-Board Charger on XP Kinetic Premium trims

» 2889704  
XP KINETIC '23-24



### IN-CAB HEATER AND DEFROST KIT

- Instant heat, no more waiting for engine to warm up
- Easily control the climate inside your cab in any season
- Helps defrost windshields and keep you warm or cool
- Three different fan speeds
- Heat and fan dash-mounted controls
- Manual vents

» 2889449  
XP KINETIC '23-24  
REQUIRES HIGH VOLTAGE BUSBAR (2889667), SOLD SEPARATELY



### HIGH VOLTAGE BUSBAR

- Required for adding heater or other high voltage accessories such as upgraded chargers

» 2889667  
XP KINETIC '23-24



### ACCESSORY BUMPER HARDWARE

- Required when using a front camera as well as an upper front bumper or hood rack

» 2889659  
XP KINETIC '23-24



### TRIPLE CHARGER HARNESS

- Required for installation of a 3kW On-Board Charger on XP Kinetic Ultimate trims

» 2889486  
XP KINETIC '23-24



### 3kW ON-BOARD CHARGER

- Provides additional 3kW charge so you can save time and get more done with your RANGER
- Increases charge rate while decreasing charge time when connected to appropriate in home charger for more efficiency
- Maximum charge of 6kW on Premium trims and 9kW on Ultimate trims
- Upgraded Level 2 EVSE + 240V outlet required for optimal charging for Ultimate trim with 9kW upgrade
- Pair with Wallbox® Pulsar Plus for optimal charging for Ultimate trim with 9kW upgrade

» 2889661  
XP KINETIC '23-24  
ULTIMATE TRIM: REQUIRES HIGH VOLTAGE BUSBAR (2889667) AND TRIPLE CHARGER HARNESS (2889486), EACH SOLD SEPARATELY  
PREMIUM TRIM: REQUIRES HIGH VOLTAGE BUSBAR (2889667) AND DUAL CHARGER HARNESS (2889704), EACH SOLD SEPARATELY



### WALLBOX® PULSAR PLUS

- For RANGER XP Kinetic Ultimate trims only
- Achieve full charge in as little as 3.5 hours when paired with a 240V outlet

» 2890040  
XP KINETIC '23-24  
ULTIMATE TRIM ONLY



# ROOFS

TO SHIELD AGAINST DRIVING RAIN OR THE BLISTERING SUN, a roof is the first must-have of the Polaris Engineered cab components. Get on your way with protective peace of mind.


## POLY FEATURES

- Water run-off
- Polaris PULSE plug and play
- Liner ready
- Lightweight


## POLARIS ENGINEERED ADVANTAGES



PREMIUM FINISH AND QUIETER RIDE



SEALED COVERAGE



REDUCE STANDING WATER



EASY AND FAST INSTALLATION

## PREMIUM & SPORT ROOF FEATURES

SEE AUDIO OPTIONS P. 52

ADD POWER TO PREMIUM & SPORT ROOFS P. 80



MULTI-FUNCTION LIGHT READY

WINDSHIELD WIPER & WASHER SYSTEM WIRING READY

POLARIS PULSE INTEGRATION

AUDIO READY

SOUND ABSORBING LINER

\* Premium and Sport features not available on steel roofs

## POLY

Lightweight, durable and impact-resistant. A poly roof can take the abuse of a tough trail and still protect.

### SPORT ROOF - POLY TOP SELLER

» BLACK • 2882911

XP 1000 '17-24, 1000 '20-24, XP KINETIC '23-24



### SPORT ROOF CREW - POLY TOP SELLER

» BLACK • 2889223

CREW XP 1000 '18-24, CREW 1000 '20-24



## LINERS

Get a touch of premium comfort, reduce cab noise and hide wiring.

Included with Premium Poly Roofs.

### PREMIUM ROOF LINER

» 2882914

XP 1000 '17-24, 1000 '20-24, XP KINETIC '23-24  
WORKS WITH 2882911, 2882912, 2882913



### PREMIUM ROOF LINER - CREW TOP SELLER

» 2883457


CREW XP 1000 '18-24, CREW 1000 '20-24






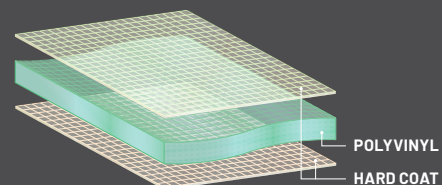
# WINDSHIELDS & REAR PANELS

## GLASS vs HARD COAT POLY




Superior optical clarity (automotive level)  
 Scratch-resistant  
 Curved to fit, seals tight  
 Cold weather / heavy duty  
 Wiper ready

Lightweight, flexible, easy to store/remove  
 Impact-resistant  
 360° seal keeps out rain and dust



**EASY AND FAST INSTALLATION**



**AIRTIGHT GASKET SEAL**



**MULTI-FUNCTION FEATURES**

**POLARIS ENGINEERED ADVANTAGES**



### TIP-OUT FULL WINDSHIELD - GLASS

- Tip-out design offers three positions: open, closed and vented
- Gas shocks assist in easy opening and closing
- 360° gasket for reliable protection and comfort
- Scratch-resistant automotive-style curved glass

» 2889020

XP 1000 '18-24, CREW XP 1000 '19-24, CREW 1000 '20-24, 1000 '20-24, XP KINETIC '23-24



### FULL GLASS WINDSHIELD - CLEAR

- Scratch-resistant, curved laminate safety glass
- Protects against wind, rain and other debris
- UV-blocking interlayer and 360° gasket seal

» 2889021

XP 1000 '18-24, CREW XP 1000 '19-24, CREW 1000 '20-24, 1000 '20-24, XP KINETIC '23-24



### FULL WINDSHIELD - POLY

- Frameless design for maximum visibility

» 2883278

XP 1000 '17-24, CREW XP 1000 '18-24, CREW 1000 '20-24, 1000 '20-24, XP KINETIC '23-24



### HALF WINDSHIELD - POLY

- Deflects air flow from straight on, but still provides air flow in the cab

» 2883301

XP 1000 '17-24, CREW XP 1000 '18-24, CREW 1000 '20-24, 1000 '20-24, XP KINETIC '23-24



**ADD ALL-WEATHER VISIBILITY**  
P. 46



### FULL WINDSHIELD VENTED - HARD COAT POLY

- Frameless design for maximum visibility
- Added vents for airflow on a hot day or defrosting on a cold day
- Requires Wiper Install Kit (2207624), sold separately

» 2883266

XP 1000 '17-24, CREW XP 1000 '18-24, CREW 1000 '20-24, 1000 '20-24, XP KINETIC '23-24



### FULL WINDSHIELD - HARD COAT POLY

- Frameless design for maximum visibility
- Requires Wiper Install Kit (2207624), sold separately

» 2883300

XP 1000 '17-24, CREW XP 1000 '18-24, CREW 1000 '20-24, 1000 '20-24, XP KINETIC '23-24




### FLIP-DOWN WINDSHIELD - HARD COAT POLY

- Two venting options: fully sealed, flip-down or remove upper half for some protection with maximum ventilation

» 2884139

XP 1000 '18-24, CREW XP 1000 '19-24, CREW 1000 '20-24, 1000 '20-24, XP KINETIC '23-24

## REAR PANELS



### REAR PANEL - SLIDING GLASS

- Sliding window provides ventilation, cab comfort and access to cargo in rear box

» 2879015

XP 1000 '17-24, CREW XP 1000 '18-24, CREW 1000 '20-24, 1000 '20-24, XP KINETIC '23-24



### REAR PANEL - GLASS

- Strong, thick polycarbonate provides outstanding impact and scratch resistance

» 2879013

XP 1000 '17-24, CREW XP 1000 '18-24, CREW 1000 '20-24, 1000 '20-24, XP KINETIC '23-24



### REAR PANEL - POLY

- Installs in contours of cab frame with 360° gasketing for outstanding protection, comfort, fit and finish

» 2883773

XP 1000 '17-24, CREW XP 1000 '18-24, CREW 1000 '20-24, 1000 '20-24, XP KINETIC '23-24



### REDUCE IN-CAB DUST SWIRL BY ADDING A REAR PANEL.

With a windshield and roof installed, turbulent air develops behind the cab. Add a rear panel to reduce dust intrusion from this swirl.



# DOORS

SEE WHAT PEOPLE ARE SAYING ABOUT THESE DOORS  
[YOUTUBE.COM/POLARISORV](https://www.youtube.com/polarisorv)  
 SEARCH "DOORS"



1000 / XP 1000 / XP KINETIC

ROOFS

WINDSHIELDS & REAR PANELS

DOORS

CAB COMFORT & CONVENIENCE

WINCHES

PROTECTION

AUDIO

STORAGE

## KEY FEATURES

	PREMIUM POLY DOORS			POLY DOORS		CANVAS DOORS
	POWER WINDOW DOORS	MANUAL CRANK WINDOW DOORS	HALF DOORS	RANGER HUNTER DOORS	RANGER CLEARVIEW DOORS	ZIP WINDOW DOORS
<b>PRO SHIELD CAB SYSTEM</b>						
<b>WINDOW TYPE / VENTILATION</b>	GLASS / POWER	GLASS / MANUAL CRANK	NA / OPEN TOP	GLASS / HINGED	GLASS / HINGED	CLEAR POLY / ZIPPED
<b>VISIBILITY</b>	UPPER	UPPER	UPPER	UPPER	UPPER + LOWER	UPPER + PARTIAL LOWER
<b>STORAGE COMPARTMENT</b>	STANDARD	STANDARD	STANDARD			
<b>AUDIO-READY / SPEAKER MOUNT</b>	STANDARD, PRE-WIRED	STANDARD				
<b>PREMIUM TPE LINER</b>	STANDARD	STANDARD	STANDARD			
<b>SPECIAL FEATURES</b>	BUILT-IN FLOOR LIGHT, COLORED ACCENT PANELS AVAILABLE	COLORED ACCENT PANELS AVAILABLE	COLORED ACCENT PANELS AVAILABLE	DURABLE POLY CONSTRUCTION, POLARIS PURSUIT CAMO	DURABLE POLY CONSTRUCTION	AVAILABLE IN POLARIS PURSUIT CAMO
	<ul style="list-style-type: none"> <li>The ultimate door offering power windows, switches mounted on the door and built-in floor light.</li> </ul>	<ul style="list-style-type: none"> <li>A premium, door offering manual crank windows for airflow adjustment in the cab.</li> </ul>	<ul style="list-style-type: none"> <li>Provides lower protection from the off-road with an open-air experience.</li> </ul>	<ul style="list-style-type: none"> <li>Tough clear poly shell extends from the bottom of the door until it meets the upper-hinged glass window.</li> <li>Premium Polaris Pursuit Camo pattern offers extensive camo coverage.</li> </ul>	<ul style="list-style-type: none"> <li>Deliver nearly uninterrupted visibility and maximum ambient lighting inside the cab.</li> <li>Tough clear poly shell extends from the bottom of the door until it meets the upper-hinged glass window.</li> </ul>	<ul style="list-style-type: none"> <li>Lightweight, durable protection with adjustable zipper ventilation and see-through bottom panel.</li> </ul>

Front and Rear Doors of same design are required to complete a cab on CREW Ranger models.

Premium Doors come with Gloss Black Exterior Door Accent Panels, images shown with optional Exterior Door Accent Panels.

<p><b>FRONT DOORS (SET OF 2)</b>                  XP 1000 '18-24, CREW XP 1000 '19-24, CREW 1000 '20-24, 1000 '20-24, XP KINETIC '23-24</p>	 TOP SELLER <b>POWER WINDOW DOORS - POLY - BLACK</b> 2889813	 TOP SELLER <b>MANUAL CRANK WINDOW DOORS - POLY - BLACK</b> 2889811	 <b>HALF DOORS - POLY</b> 2889814	 <b>RANGER HUNTER DOORS - POLARIS PURSUIT CAMO</b> 2883229	 <b>RANGER CLEARVIEW DOORS</b> 2882901	 TOP SELLER <b>ZIP WINDOW DOORS - CANVAS - BLACK</b> 2882902	 TOP SELLER <b>ZIP WINDOW DOORS - CANVAS - POLARIS PURSUIT CAMO</b> 2882903
	<p><b>REAR DOORS (SET OF 2)</b>                  CREW XP 1000 '18-24, CREW 1000 '20-24</p>	 TOP SELLER <b>MANUAL CRANK WINDOW DOORS - REAR - POLY</b> 2889812	 <b>HALF DOORS - REAR - POLY</b> 2889815			 <b>RANGER CLEARVIEW DOORS - REAR</b> 2883632	 <b>ZIP WINDOW DOORS - REAR - CANVAS - BLACK</b> 2883634

GET SUPERIOR PERFORMANCE AND OUR BEST SEAL with the Pro Shield Cab System door line

- 360° GASKET SEAL
- EASY TO CLEAN TPE LINER
- BUILT-IN STORAGE
- AUDIO-READY
- VENTILATION OPTIONS

### EXTERIOR DOOR ACCENT PANELS

- Replace stock gloss black accent panels
- Painted plastic and clear-coated for UV protection
- Install easily with a single screw
- Comes as a pair

<p> <b>SUPER GRAPHITE</b></p> <p>FRONT 2882870-509                  REAR 2883829-509</p>	<p> <b>AZURE CRYSTAL</b></p> <p>2882870-809                  2883829-809</p>	<p> <b>BRONSON ROCK</b></p> <p>2882870-755                  2883829-755</p>	<p> <b>SPRINGFIELD BLUE</b></p> <p>2882870-640                  2883829-640</p>	<p> <b>WHITE LIGHTENING</b></p> <p>2882870-599                  2883829-599</p>	<p> <b>POLARIS PURSUIT CAMO</b></p> <p>2882870-587                  2883829-587</p>	<p> <b>PEARL WHITE</b></p> <p>2882870-566                  --</p>
<p> <b>SOLAR RED</b></p> <p>FRONT 2883499-342                  REAR --</p>	<p> <b>BLACK PEARL</b></p> <p>2882870-666                  --</p>	<p> <b>MATTE SUNSET RED</b></p> <p>2882870-669                  --</p>	<p> <b>MATTE SAGEBRUSH GREEN</b></p> <p>2882870-685                  2883829-685</p>	<p> <b>SUNSET RED METALLIC</b></p> <p>2882870-520                  2883829-520</p>	<p> <b>MATTE NAVY</b></p> <p>2882870-726                  2883829-726</p>	<p> <b>BURGUNDY METALLIC</b></p> <p>2882870-629                  --</p>
<p> <b>STEEL BLUE</b></p> <p>FRONT 2882870-765                  REAR 2883829-765</p>	<p> <b>GHOST WHITE METALLIC</b></p> <p>2882870-774                  2883829-774</p>	<p> <b>POLARIS BLUE</b></p> <p>2882870-795                  2883829-795</p>	<p> <b>STEALTH GRAY</b></p> <p>2882870-804                  2883829-804</p>	<p> <b>ONYX BLACK</b></p> <p>2882870-866                  --</p>	<p> <b>ICY WHITE PEARL</b></p> <p>2882870-911                  --</p>	

REQUIRED POLARIS PULSE INSTALLATION ITEMS





# CAB COMFORT & CONVENIENCE



### UNDER SEAT DRY STORAGE XP 1000 ONLY


» 2882910  
 XP 1000 '18-24, CREW XP 1000 '19-24, XP KINETIC '23-24  
 WILL NOT WORK WITH SUBWOOFER 2882890 & 2884233



### FULL-SIZE SEATSAVER® - SPLIT BENCH SEAT XP 1000 ONLY

- Covers the back and bottom of seat
  - Designed to fit snug and stay wrinkle free, so it won't slip, slide, or bunch up
  - Machine washable for easy cleaning
- » CARHARTT® GRAVEL • 2890291-458

XP 1000 '18-21, CREW XP 1000 '19-21, XP KINETIC '23-24  
 CREW: FITS FRONT SEATS ONLY  
 NO REAR SEAT COVERS AVAILABLE



### REMOTE GARAGE DOOR OPENER BY HOMELINK®

- Control up to two garage doors
- » 2882892  
 XP 1000 '18-24, CREW XP 1000 '19-24, CREW 1000 '20-24, 1000 '20-24, XP KINETIC '23-24



### IN-CAB HEATER AND DEFROST KIT

- Easily control the climate inside your cab in any season
  - Helps defrost windshields and keep you warm or cool
  - Three different fan speeds
  - Heat and fan dash-mounted controls
  - Manual vents
- » 2889449  
 XP KINETIC '23-24  
 REQUIRES HIGH VOLTAGE BUSBAR (2889667), SOLD SEPARATELY



### 12V CARGO BED POWER KIT\*

- Additional power for your tools or accessories
  - Requires 12V In-Bed Power Harness Extension (2890068), sold separately
- » 2889673  
 XP 1000 '18-24, CREW XP 1000 '18-24, 1000 '20-24, CREW 1000 '20-24  
 REQUIRES 12V IN-BED POWER HARNESS EXTENSION (2890068), SOLD SEPARATELY



### 8-VENT HEATER & DEFROST SYSTEM TOP SELLER

- Easily control the climate inside your cab in any season
- Helps defrost windshields and keeps you warm or cool
- Heat and fan dash-mounted controls
- Manual vents

» 2882753 XP 1000 ONLY  
 XP 1000 '18-24, CREW XP 1000 '19-24

» 2884066 1000 ONLY  
 CREW 1000 '20-24, 1000 '20-24  
 NEED ADAPTER: 2884163 ON CREW 1000

» CREW HEATER ADAPTER KIT 1000 ONLY  
 2884163  
 CREW 1000 '20-24



### WINDSHIELD WIPER & WASHER SYSTEM TOP SELLER

» 2883974  
 XP 1000 '18-24, CREW XP 1000 '19-24, CREW 1000 '20-24, 1000 '20-24, XP KINETIC '23-24  
 POLY WINDSHIELDS REQUIRE MOUNT KIT (2207824), SOLD SEPARATELY

### HARD COAT POLY WINDSHIELD WIPER & WASHER SYSTEM MOUNTING BRACKET

» 2207624  
 XP 1000 '17-24, CREW XP 1000 '18-24, CREW 1000 '20-24, 1000 '20-24, XP KINETIC '23-24  
 REQUIRED TO USE WIPER ON POLY WINDSHIELDS (2883266 OR 2883300)



### FLOOR MATS - 3 SEAT

» 2882780 XP 1000 ONLY  
 XP 1000 '18-24, CREW XP 1000 '19-24, XP KINETIC '23-24  
 CREW: FITS FRONT SEATS ONLY

» 2884247 1000 ONLY  
 CREW 1000 '20-24, 1000 '20-24  
 CREW: FITS FRONT SEATS ONLY

### NOISE REDUCTION SYSTEM

- Designed to attach to the rear closure panel of your RANGER cab
- The sound absorbing material reduces unwanted noise for a quieter cab

» 2883489  
 XP 1000 '18-24, CREW XP 1000 '19-24, 1000 '20-24, CREW 1000 '20-24, XP KINETIC '23-24



### 12V IN-BED POWER HARNESS EXTENSION\*

• Required for Installation of 12V Cargo Bed Power Kit (2889673)

» 2890068  
 CREW XP 1000 '18-24, CREW 1000 '20-24



### UPPER SWITCH PANEL\*

- Add up to 4 additional electrical accessory switches
  - Convenient roof-mounted overhead panel
  - Includes mounting hardware
- » 2889674  
 XP 1000 '18-24, CREW XP 1000 '18-24, 1000 '20-24, CREW 1000 '20-24  
 REQUIRES UPPER SWITCH PANEL LIGHT BAR HARNESS (2889675), SOLD SEPARATELY



### SIDE VIEW MIRRORS

- Mounts on any RANGER vehicle that is equipped with doors
- Fully adjustable to accommodate riders of all sizes and can fold in to prevent being struck

» DOOR MOUNTED • 2889241  
 » ROPS-MOUNTED (SHOWN) • 2889243  
 XP 1000 '18-24, CREW XP 1000 '19-24, CREW 1000 '20-24, 1000 '20-24, XP KINETIC '23-24

NOT COMPATIBLE WITH TIP-OUT WINDSHIELD (2889020), DOORS OR UNITS WITH A FORWARD GRIP HANDLE ON THE ROPS



### LARGE REAR VIEW MIRROR TOP SELLER

» 2879969  
 XP 1000 '17-24, CREW XP 1000 '18-24, CREW 1000 '20-24, 1000 '20-24, XP KINETIC '23-24



### WIDE ANGLE REAR VIEW MIRROR

- Large 2.5" x 14" adjustable convex mirrored surface gives you a full-spectrum view
- » 2881439  
 XP 1000 '17-24, CREW XP 1000 '18-24, CREW 1000 '20-24, 1000 '20-24, XP KINETIC '23-24



### SUN VISOR LATE AVAILABILITY

- Injection molded visors for seamless fit to protection from the sun
- » 2890288  
 XP 1000 '17-24, CREW XP 1000 '18-24, CREW 1000 '20-24, 1000 '20-24, XP KINETIC '23-24

1000 / XP 1000 / XP KINETIC

ROPS

WINDSHIELDS & REAR PANELS

DOORS

CAB COMFORT & CONVENIENCE

WINDSHIELDS

PROTECTION

AUDIO

STORAGE



# CAB COMFORT & CONVENIENCE

## WORK BEACON LED LIGHT

- 50 ft. of illumination 360° around your vehicle
- Ideal for plowing, hunting and nighttime utility work
- Break-away construction protects the light in areas with tight clearance
- Mounted to the vehicle on the rear of the ROPS
- Easily hinge the light up during use and hinge it down when in transit
- Add LED Headlights for more light

» 2883265

XP 1000 '18-24, CREW XP 1000 '19-24, CREW 1000 '20-24, 1000 '20-24, XP KINETIC '23-24  
REQUIRES LIGHT BAR HARNESS/EXTENSION (2883230 AND 2883954), EACH SOLD SEPARATELY




## LED HEADLIGHTS XP 1000 ONLY

- LED Headlights offer improved brightness and illumination vs stock halogen lights
- Designed with styling specific to RANGER

» 2889072

XP 1000 '18-24, CREW XP 1000 '19-24, XP KINETIC '23-24



## MULTI-FUNCTION CAB LIGHT

- LED dome light provides white, red, green and blue lighting options
- Battery-operated. Recharges when the vehicle is on
- Can be removed to use as a flashlight in and around your vehicle

- Red light is great for reading maps
- Green light is perfect for navigating in the dark
- Blue light is ideal for night riding

» 2882871

XP 1000 '18-24, CREW XP 1000 '19-24, CREW 1000 '20-24, 1000 '20-24, XP KINETIC '23-24  
REQUIRES POLARIS PULSE ROOF 6 (2882904), SOLD SEPARATELY

## REAR LED WORK LIGHT

- Mounts to the back of your cab to fully illuminate the cargo box and surrounding area
- Includes necessary mounting hardware
- Requires a harness

» 2889672

XP 1000 '18-24, CREW XP 1000 '18-24, 1000 '20-24, CREW 1000 '20-24  
CREW: REQUIRE HARNESS (2889675) AND HARNESS EXTENSION (2890067), EACH SOLD SEPARATELY



## REVERSE WARNING ALERT

- Automatically activated whenever the vehicle is put in reverse

» 2883246

XP 1000 '18-24, CREW XP 1000 '19-24, CREW 1000 '20-24, 1000 '20-24, XP KINETIC '23-24

## TOP SELLER HORN



» 2882764

XP 1000 '18-24, CREW XP 1000 '19-24, CREW 1000 '20-24, 1000 '20-24, XP KINETIC '23-24

## UPPER SWITCH PANEL LIGHT BAR HARNESS\*

- Required for Upper Switch Panel installation

» 2889675

» EXTENSION • 2890067

XP 1000 '18-24, CREW XP 1000 '18-24, 1000 '20-24, CREW 1000 '20-24



With Polaris PULSE it's easy to add all your electrical accessories.

LEARN MORE P. 80

# WINCHES



WARRANTY



## FEATURES & BENEFITS

PRO PRO HEAVY DUTY SERIES

HD HEAVY DUTY SERIES

### RAPID ROPE RECOVERY

Retrieve cable 5x as fast as standard mode on other Polaris winches. Get back to riding or complete your task quicker.



NOT AVAILABLE

### AUTO STOP TECHNOLOGY

Auto Stop technology protects and extends the life of your winch by automatically stopping the winch at the end of pull to prevent over-spooling.



ADD AUTO STOP UPGRADE  
2883454  
SYNTHETIC ROPE REQUIRED

### PREMIUM SYNTHETIC ROPE

Lightweight, extremely strong and flexible 50 ft long rope stands up to any tough job.



ADD SYNTHETIC ROPE  
2879187

### WIRELESS REMOTE

Operate your winch wirelessly from within 50 ft of the vehicle.



TOP SELLER  
ADD WIRELESS REMOTE  
2883455

## MODEL

6,000 LB.

4,500 LB.

4,500 LB.

XP 1000/CREW XP 1000 '19-24  
1000/CREW 1000 '20-24  
XP KINETIC '23-24  
NON EPS RANGER 1000 REQUIRES FRONT BUMPER

TOP SELLER  
2882710

TOP SELLER  
2882711  
High-Mounted  
2889272

TOP SELLER  
2882714

## UPGRADE YOUR CONTROLS HD OR PRO HD WINCHES

### DASH WINCH SWITCH KIT

- Allows user to add a dash switch as an additional means to control winch
- Can be used with all winches and are compatible with other control methods (wireless/wired)

» 2889050

XP 1000 '18-24, CREW XP 1000 '19-24, CREW 1000 '20-24, 1000 '20-24, XP KINETIC '23-24

TOP SELLER

### POWER CONTROLLER

- Control your winch and plow hydraulics directly from the shift knob

» 2883247

XP 1000 '18-24, CREW XP 1000 '19-24, CREW 1000 '20-24, 1000 '20-24, XP KINETIC '23-24  
REQUIRES WINCH ADAPTER (2884159), SOLD SEPARATELY, WHEN USING A WINCH FOR LIFTING DEVICE

### WIRED REMOTE CONTROL

- Must order remote handle and socket together
- » REMOTE HANDLE • 4013466
- » SOCKET • 4017102

## REPLACEMENT PARTS

### SYNTHETIC ROPE

- » 4,500 LB. • 2879187
- » 6,000 LB. • 2879188



# PROTECTION

FRONT

INSTALLS DIRECTLY TO STOCK BUMPER



REAR

1 3/4" DIAMETER STEEL TUBE CONSTRUCTION



CAN BE USED IN CONJUNCTION WITH A TOW HITCH



## STANDARD BRUSHGUARDS TOP SELLER

To use Front Bumper with RIDE COMMAND and Front Camera, RIDE COMMAND Bumper Adapter (2207941) is required

» FRONT • 2882531 » REAR • 2882529

XP 1000 '18-24, CREW XP 1000 '19-24, CREW 1000 '20-24, 1000 '20-24, XP KINETIC '23-24  
FRONT BRUSHGUARD DOES NOT FIT HIGH LIFTER MODELS  
1000 NON-EPS VEHICLES REQUIRE FRONT BUMPER: 2884123

» RIDE COMMAND BUMPER ADAPTER • 2207941  
FOR USE ON VEHICLES WITH RIDE COMMAND AND FRONT CAMERA

## HD BRUSHGUARDS

Increased protection over stock bumper with integrated mounting locations for accessories and lights (sold separately) with a durable matte black finish  
Easy installation with included mounting hardware  
Additional 36" storage area for recovery equipment

» FRONT • 2885105 » REAR • 2884217

XP 1000 '18-24, CREW XP 1000 '19-24, CREW 1000 '20-24, 1000 '20-24, XP KINETIC '23-24  
FRONT BRUSHGUARD DOES NOT FIT HIGH LIFTER MODELS  
REAR: RECOMMENDED WITH RIGID® OR PRO ARMOR  
POD LIGHTS FOR UPGRADED LIGHTING

## HIGH-MOUNTED FRONT BRUSHGUARD

Increased protection over stock bumper  
Offers a higher winch mounting position which allows for easier access when used in deep mud  
Not compatible with Polaris Plow Systems

» 2889271

XP 1000 '18-24, CREW XP 1000 '19-24, CREW 1000 '20-24, 1000 '20-24, XP KINETIC '23-24

HIGH-MOUNTED HD 4,500 LB. WINCH (2889272). SOLD SEPARATELY, RECOMMENDED WHEN BRUSHGUARD IS INSTALLED

## HIGH-MOUNTED HD 4,500 LB. WINCH

Provides outstanding performance and versatile pulling power  
The elevated mounting position allows for easier access when used in deep mud

» 2889272

XP 1000 '18-24, CREW XP 1000 '19-24, CREW 1000 '20-21, 1000 '20-24, XP KINETIC '23-24



## FRONT BRUSHGUARD 1000 ONLY

Increased protection over stock bumper  
Sturdy stamped steel and tube construction  
Integrated mounting positions for plow and winch accessories

» 2889330

CREW 1000 '20-24, 1000 '20-24  
REQUIRED TO INSTALL WINCH/PLOW ON NON EPS RANGER 1000

## ACCESSORY BUMPER HARDWARE

Required when using a front camera as well as an upper front bumper or hood rack

» 2889659

XP KINETIC '23-24



## ROCK GUARDS

### ROCK GUARD WITH STEP

Reliable, hard-working protection for edges of vehicle  
Integrated step with boot scraper helps keep interior clean  
Mounts directly to the frame, instead of underneath, for maximum ground clearance  
Steel construction with black e-coat and durable black powder-coated finish

» TOP SELLER 3-SEAT • 2882530

XP 1000 '18-24, 1000 '20-24, XP KINETIC '23-24

» CREW • 2883398

CREW XP 1000 '19-24, CREW 1000 '20-24



3-SEAT



CREW

## MUD GUARDS

### NEW MUD GUARDS

Attaches under the bed to protect underside of bed, engine components and under seat area of vehicle from mud build up  
Allows for easier vehicle cleaning and less debris build up



» RANGER 1000  
2889639

1000 '20-24, CREW 1000 '20-24



» RANGER XP 1000  
NORTHSTAR EDITION  
2889689

'18-24 XP 1000 NORTHSTAR,  
'19-24 CREW XP 1000 NORTHSTAR



» RANGER XP 1000  
2889640

'18-24 XP 1000,  
'19-24 CREW XP 1000

## A-ARMS



### HIGH CLEARANCE A-ARMS

Valuable, reliable protection for vital front suspension components exposed to the rigors of off-road environments  
Strong, durable, lightweight polyethylene construction withstands off-road impacts to protect the A-Arms

» FRONT • 2889269

XP 1000 '18-24, CREW XP 1000 '19-24, CREW 1000 '20-24, 1000 '20-24, XP KINETIC '23-24

» REAR • 2889270

XP 1000 '18-24, CREW XP 1000 '19-24, CREW 1000 '20-24, 1000 '20-24, XP KINETIC '23-24

### HMW A-ARM GUARDS

Strong, 1/4" thick, durable, lightweight HMW (high molecular weight) polyethylene construction helps protect against off-road impacts  
Molded specifically for the RANGER XP 1000 & 1000 front suspension for a sure fit and low-profile presence  
Easy bolt-on design with mounting hardware included

» FRONT • 2882784

XP 1000 '18-20, CREW XP 1000 '19-20, CREW 1000 '20, 1000 '20  
WILL NOT FIT ARCHED A-ARM MODELS

» REAR • 2882787

XP 1000 '18-24, CREW XP 1000 '19-24, CREW 1000 '20-24, 1000 '20-24, XP KINETIC '23-24  
WILL NOT FIT ARCHED A-ARM MODELS



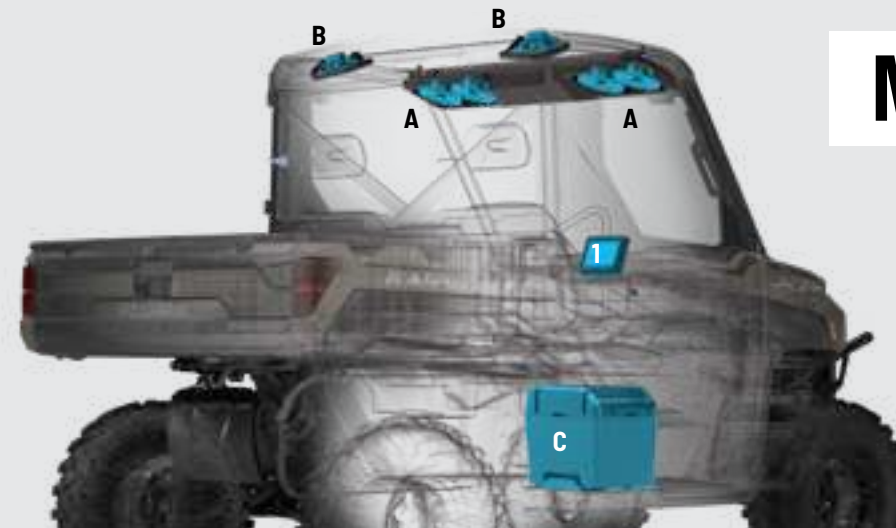


# AUDIO

When you research audio solutions, you'll see manufacturers bragging about how their audio equipment is "Marine Grade". Or worse yet, you'll discover they are repackaged components built for automotive applications. MB Quart®, combined with Polaris, engineers Off-Road Grade Audio equipment that's proven to deliver the loudest, crispest sound in the harshest conditions. Rain, snow, mud, heat, cold, dust—**ANY PLACE YOUR RANGER EXCELS, SO WILL YOUR AUDIO.**



**MBQUART**



## BUILD YOUR SOUND WITH RIDE COMMAND

### STEP 1 ADD HEAD UNIT

#### 7" DISPLAY POWERED BY RIDE COMMAND\*

2884072

SEE P. 78 FOR MORE INFORMATION

### STEP 2 ADD MOUNT

2889309

XP 1000 '22-24, CREW XP 1000 '22-24,  
CREW 1000 '22-24, 1000 '22-24,  
XP KINETIC '23-24,  
FOR NORTHSTAR AND ALL OTHER MODELS  
WITHOUT 900 WATT

OR

2889310

XP 1000 '22-24, CREW XP 1000 '22-24, CREW 1000 '22-24, 1000 '22-24,  
XP KINETIC '23-24  
FOR 900 WATT STATOR

### STEP 3

## UPGRADE AUDIO BY ADDING VISOR OR DASH AUDIO

### OPTION 1 VISOR AUDIO

#### A. OVERHEAD VISOR SPEAKERS

2882891

#### HARNESS REQUIRED

TOP SELLER 2882904

CREW MODELS REQUIRE  
ADDITIONAL 2883231

#### B. REAR OVERHEAD SPEAKERS

TOP SELLER 2882876

XP 1000 '18-24, CREW XP 1000 '19-24, CREW 1000 '20-24,  
1000 '20-24, XP KINETIC '23-24

#### C. 10" MAXBOOST SUBWOOFER

2884233

XP 1000 '18-24, CREW XP 1000 '19-24, XP KINETIC '23-24  
WITH 900 WATT STATOR  
NOT COMPATIBLE WITH UNDER SEAT DRY STORAGE  
(2882910) INSTALLED

### OPTION 2 DASH AUDIO

#### AUDIO DASH SPEAKERS

TOP SELLER 2883956

XP 1000 '19-24, CREW XP 1000 '19-24,  
CREW 1000 '20-24, 1000 '20-24,  
XP KINETIC '23-24

#### B. REAR OVERHEAD SPEAKERS

TOP SELLER 2882876

XP 1000 '18-24, CREW XP 1000 '19-24, CREW 1000 '20-24,  
1000 '20-24, XP KINETIC '23-24

#### C. 10" MAXBOOST SUBWOOFER

2884233

XP 1000 '18-24, CREW XP 1000 '19-24, XP KINETIC '23-24  
RANGER MODELS WITH RIDE COMMAND PACKAGE REQUIRE  
ADAPTER HARNESS (2883232), SOLD SEPARATELY  
RANGER MODELS WITHOUT RIDE COMMAND USE  
MAX BOOST 10" 250 WATT SUBWOOFER (2882890), SOLD SEPARATELY  
NOT COMPATIBLE WITH UNDER SEAT DRY STORAGE  
(2882910) INSTALLED

AUDIO DASH SPEAKERS INCLUDE BUILT-IN FOUR CHANNEL AMPLIFIER (40-WATTS) AND TWO OFF-ROAD GRADE 5.25" SPEAKERS

\*Due to ongoing supply chain issues, there may be delayed or limited availability of this product as an accessory add-on.

VISIT [POLARIS.COM/SHOPRANGER](https://www.polaris.com/shopranger)  
FOR FITMENT FOR YOUR SPECIFIC  
MODEL & YEAR

DOWNLOAD THE  
RIDE COMMAND MOBILE APP  
Download on the  
App Store GET IT ON  
Google Play

CHECK FOR FEATURE  
ENHANCEMENTS & UPDATES AT  
[POLARIS.COM/RIDECOMMAND](https://www.polaris.com/ridecommand)



# AUDIO

BUILD YOUR AUDIO SYSTEM

MBQUART®

1000 / XP 1000 / XP KINETIC

ROOFS

WINDSHIELDS & REAR PANELS

DOORS

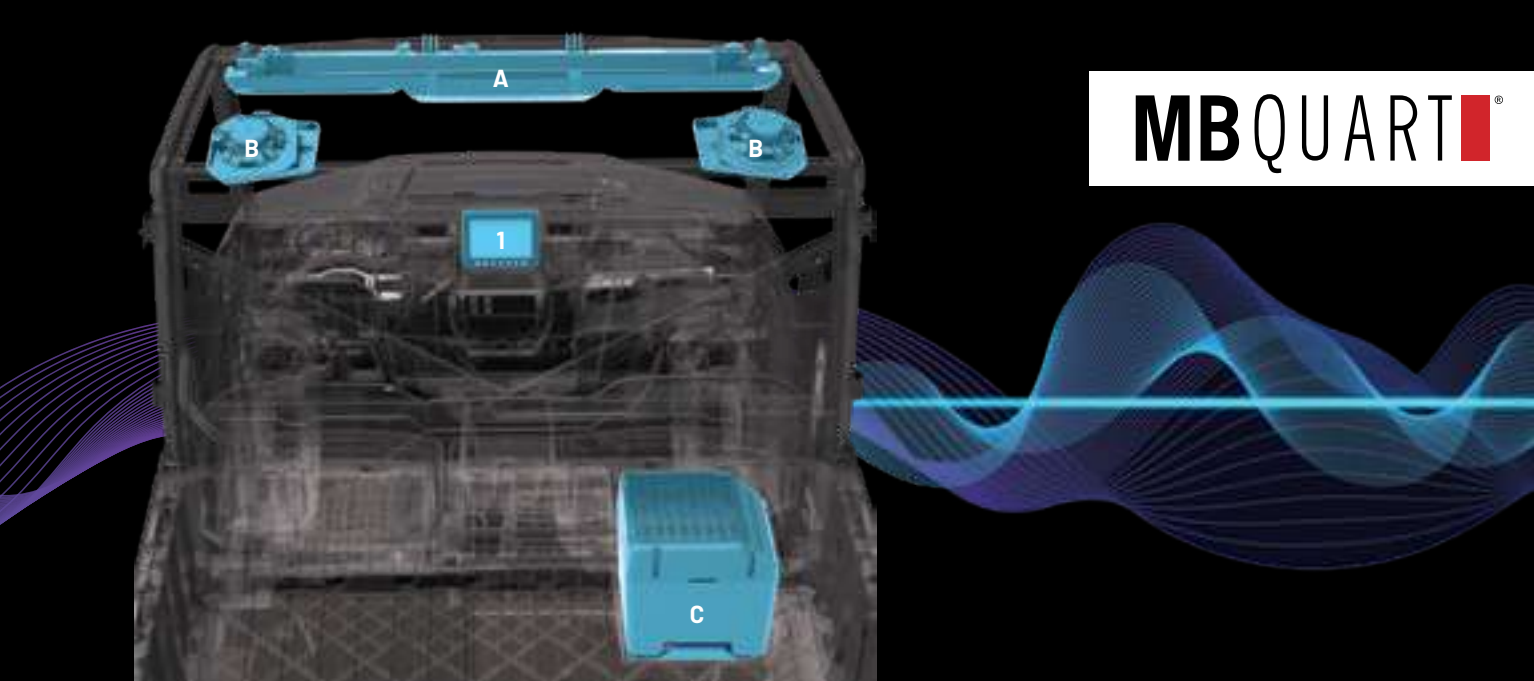
CAB COMFORT & CONVENIENCE

WINCHES

PROTECTION

AUDIO

STORAGE



## 1 CHOOSE A HEAD UNIT Control all aspects of your sound system. Choose what to listen to and how loud.



USE AS IS OR ADD ADDITIONAL SPEAKERS



### 160 WATT, WATERPROOF AM/FM BLUETOOTH® AUDIO SYSTEM TOP SELLER

- All-in-one solution for giving your vehicle a performance-ready sound system
  - USB input, Bluetooth® 4.0 compatible, Apple® Control, AM/FM tuner
  - Built-in four channel amplifier (40-watts x 4)
  - Two off-road grade 5.25" speakers with titanium dome tweeters and polypropylene cones
- » 2882750  
XP 1000 '18-24, CREW XP 1000 '19-24, CREW 1000 '20-24, 1000 '20-24, XP KINETIC '23-24

COMES WITH OVERHEAD VISOR SPEAKERS (AT RIGHT)  
USE AS IS OR ADD ADDITIONAL SPEAKERS



### 300 WATT AM/FM, BLUETOOTH® AUDIO VISOR WITH FOUR 6.5" WATERPROOF SPEAKERS TOP SELLER

- One-step solution for off-road audio
  - USB input, Bluetooth® 4.0 compatible, Apple® Control, AM/FM tuner
  - 300-Watt four channel amplifier (75 watts x 4)
  - Four 6.5" coaxial speakers with titanium dome tweeters and polypropylene cones
  - Audio outputs to drive additional speakers
  - Four Accessory knocks outs
- » 2882888  
XP 1000 '18-24, CREW XP 1000 '19-24, CREW 1000 '20-24, 1000 '20-24, XP KINETIC '23-24  
NOT COMPATIBLE WITH 7" DISPLAY POWERED BY RIDE COMMAND

## 2 ADD SPEAKERS - MIX AND MATCH

Your RANGER is ready for work, but is it ready to entertain? From a simple two-speaker setup to a complete system - add speakers to BUILD IT YOUR WAY.



STANDARD WITH VISOR STEREO

### 300 WATT OVERHEAD AUDIO VISOR SPEAKERS

- Built-in 300-Watt amplifier (75-watt x 4 channels)
  - Four 6.5" speakers located in the overhead
  - Waterproof system for reliable power and sound quality
- » 2882891  
XP 1000 '18-24, CREW XP 1000 '19-24, CREW 1000 '20-24, 1000 '20-24, XP KINETIC '23-24

### REAR OVERHEAD SPEAKERS TOP SELLER

- Two 6.5" rear roof mounted speakers with titanium dome tweeters and polypropylene cones
  - Easy install
  - Waterproof system for reliable power and sound quality
- » 2882876  
XP 1000 '18-24, CREW XP 1000 '19-24, CREW 1000 '20-24, 1000 '20-24, XP KINETIC '23-24

### MAX BOOST 10" 250 WATT SUBWOOFER XP 1000 ONLY

- Built-in 250-watt amplifier powering 10" waterproof subwoofer
  - Fits RANGER XP 1000 with flip-up passenger seat
- » 2882890  
XP 1000 '18-24, CREW XP 1000 '19-24, XP KINETIC '23-24  
NOT COMPATIBLE WITH 7" DISPLAY POWERED BY RIDE COMMAND  
NOT COMPATIBLE WITH UNDER SEAT DRY STORAGE (2882910) INSTALLED

## 3 MAKE IT WORK

REQUIRED WITH VISOR STEREO SPEAKERS & HEAD UNIT

### POLARIS PULSE ROOF 6 TOP SELLER

- Required with Visor Stereo (2882888)
  - Required to add Visor Speakers (2882891)
- » 2882904  
XP 1000 '18-24, CREW XP 1000 '19-24, CREW 1000 '20-24, 1000 '20-24, XP KINETIC '23-24

CREW MODELS

### CREW EXTENSION

- Required for all Crew models where Polaris PULSE Roof 6 (2882904) is required
- » 2883231  
CREW XP 1000 '19-24, CREW 1000 '20-24

ADDITIONAL OPTIONS

### GEOFENCING KIT 1000 ONLY

- Keep vehicle operators safe by quickly setting and controlling ride boundaries such as speed limits within and outside the geofenced area
  - Ensure operators are riding at the appropriate speed for their experience and terrain by setting a max speed from your RIDE COMMAND app
  - Activate passcode protection and to have full control of who and when the vehicle is being operated
  - Patented technology
- » 2884779  
CREW 1000 '20-24, 1000 '20-24



# STORAGE




## BRING IT ALL. BRING IT ON.

From opposite sides of the globe, some of the most capable machines in the off-road world meet a trusted outdoor adventure brand to deliver industry-exclusive, purpose-built roof racks, bed racks and attachments that help RANGER riders get the job done.



## PICK YOUR RACK



### REAR BED RACK / ROOF RACK, SMALL

- Install either in the bed or on the roof of the vehicle (mounts sold separately)
- A durable backbone ensures a secure vehicle attachment
- An innovative attachment system allows for easy accessory install
- 75 lb weight capacity per rack

» 2889236  
XP 1000 '18-24, 1000 '20-24, XP KINETIC '23-24

### ROOF RACK, LARGE

- Install on the roof of the vehicle (mount sold separately)
- A durable backbone ensures a secure vehicle attachment
- An innovative attachment system allows for easy accessory install
- 150 lb weight capacity

» 2889237  
CREW XP 1000 '19-24, CREW 1000 '20-24

## PICK YOUR MOUNT



### REAR BED RACK MOUNT

» 2889235  
XP 1000 '18-24, 1000 '20-24, CREW XP 1000 '19-24, CREW 1000 '20-24, XP KINETIC '23-24



### ROOF RACK MOUNT

» 3-SEAT • 2889233  
XP 1000 '18-24, 1000 '20-24, XP KINETIC '23-24

» CREW • 2889234  
CREW XP 1000 '19-24, CREW 1000 '20-24



### MAXIMIZE YOUR RIDE

For decades, Rhino-Rack® has built some of the world's highest quality racks, accessories and mounts for the widest variety of uses and conditions. So whether you use your machine for hard work, hunting, fishing, and more, you can bring it all – and bring it on!



### BUILD THE ULTIMATE UTILITY VEHICLE

Transform your vehicle for work, play or anything in between with durable and easy-to-use roof and bed racks, load securing accessories and the latest in carrier technology.



### BUILT FOR THE LONG HAUL

Rhino-Rack® designs and builds award-winning racks, accessories and mounts to endure the most extreme uses and conditions.

## ACCESSORIZE IT



### GUN MOUNTING BRACKET

- Mount Kolpin Stronghold Gun Boots to Rhino-Rack® systems when paired with Auto-Latch Mount (2636942), sold separately

» 2889327  
XP 1000 '18-24, CREW XP 1000 '19-24, CREW 1000 '20-24, 1000 '20-24, XP KINETIC '23-24



### EYELET TIE-DOWNS

- Attach in multiple locations on the platform for additional tie-down points
- Anti-corrosive, galvanized steel for heavy duty strength
- Includes one set with hardware (straps not included)


» 2889527  
XP 1000 '18-24, CREW XP 1000 '19-24, CREW 1000 '20-24, 1000 '20-24, XP KINETIC '23-24



### MULTI-PURPOSE TOOL HOLDER

- Carry and protect tools, paddles and more
- Ratchet-locking mechanism for quick release and rubber inserts that secure gear into place

» 2889528  
XP 1000 '18-24, CREW XP 1000 '19-24, CREW 1000 '20-24, 1000 '20-24, XP KINETIC '23-24



### SPARE TIRE HOLDER

- Transport a spare tire outside the vehicle
- Easily mounts to the Rhino-Rack® Rear Bed Rack (2889590), sold separately

» 2889529  
XP 1000 '18-24, CREW XP 1000 '19-24, CREW 1000 '20-24, 1000 '20-24, XP KINETIC '23-24



### TRACTION BOARD MOUNTS

- Strong, durable and easy to attach
- Traction boards sold separately

» 2889530  
XP 1000 '18-24, CREW XP 1000 '19-24, CREW 1000 '20-24, 1000 '20-24, XP KINETIC '23-24



### CARGO CORNER BRACKETS

- Mount a NorthStar cooler or toolbox to the platform and save space inside the vehicle (straps not included)
- A unique, anti-rotation nut offers maximum security

» 2889531  
XP 1000 '18-24, CREW XP 1000 '19-24, CREW 1000 '20-24, 1000 '20-24, XP KINETIC '23-24



### HIGH-LIFTING JACK MOUNT

- Simple, quick install with durable brackets
- Rugged, non-corrosive powder-coated steel stands up to the harshest conditions

» 2889533  
XP 1000 '18-24, CREW XP 1000 '19-24, CREW 1000 '20-24, 1000 '20-24, XP KINETIC '23-24



### 200 L LUGGAGE BAG

- Carry bulky, lightweight gear in this tear- and weather-resistant canvas bag

» 2889881  
XP 1000 '18-24, CREW XP 1000 '19-24, CREW 1000 '20-24, 1000 '20-24, XP KINETIC '23-24



### FISHING ROD HOLDER

- Convenient, locking carrier can transport five fishing rods safely and securely on a roof rack
- Doubles as a ski/snowboard carrier

» 2889729  
XP 1000 '18-24, CREW XP 1000 '19-24, CREW 1000 '20-24, 1000 '20-24, XP KINETIC '23-24



### J-STYLE KAYAK HOLDER

- Transport a kayak or canoe on the roof of your vehicle

» 2889883  
XP 1000 '18-24, CREW XP 1000 '19-24, CREW 1000 '20-24, 1000 '20-24, XP KINETIC '23-24  
REQUIRES ACCESSORY BARS (2889884), SOLD SEPARATELY



### ACCESSORY BARS

- Offers horizontal fitment to allow other accessories to be attached to the Rhino-Rack® platforms

» 2889884  
XP 1000 '18-24, CREW XP 1000 '19-24, CREW 1000 '20-24, 1000 '20-24, XP KINETIC '23-24



# STORAGE



Exclusive to Polaris, Lock & Ride accessories let you quickly change from one task to another with hundreds of options.

With the flip of a lever, Lock & Ride plungers use outward pressure to expand for secure fit.



## NEW 300 LB. REAR CARGO BOX WINCH

- 300 lb. pull force winch that mounts to rear headache rack
- Allows for easy loading of big game or other large and heavy items in the bed

» 2889705

XP 1000 '18-24, CREW XP 1000 '19-24, CREW 1000 '20-24, 1000 '20-24, XP KINETIC '23-24  
REQUIRES LOCK & RIDE HEADACHE RACK (2890233), SOLD SEPARATELY



## FRONT BRUSHGUARD STORAGE RACK

- Allows extra storage space in front of your vehicle
- Accommodates a Polaris Northstar 30 Quart Cooler or similar sized items
- Attaches and removes easily
- Mounts to existing plow mounting points

» 2883971

XP 1000 '18-24, CREW XP 1000 '19-24, CREW 1000 '20-24, 1000 '20-24, XP KINETIC '23-24  
NOT COMPATIBLE WITH BIG GAME OR WATERFOWL MODELS (NO FACTORY PLOW MOUNTS)



## HEADACHE RACK TOP SELLER

- Lightweight and heavy-duty rack protects the cab of your RANGER and lets you haul even more

» 2890233

XP 1000 '17-24, CREW XP 1000 '18-24, CREW 1000 '20-24, 1000 '20-24, XP KINETIC '23-24



## CARGOMAX SYSTEM

- Comes standard with a support bar that ties the two sides together for a sturdy cargo hold
- Designed to attach to the Lock & Ride Tip-Down Headache Rack for additional support and three-sided containment
- Adjustable utility hooks provide more options for hanging tools, cords or gear

» 2882177

XP 1000 '17-24, CREW XP 1000 '18-24, CREW 1000 '20-24, 1000 '20-24, XP KINETIC '23-24



## FRONT HOOD STORAGE RACK

- Front curve helps keep cargo in place when traveling
- Provides additional protection
- Fully integrated pivots to gain under-hood access
- Requires Bumper Adapter 2207941 when used with 7" Display powered by RIDE COMMAND

» 2882690

XP 1000 '18-24, CREW XP 1000 '19-24, CREW 1000 '20-24, 1000 '20-24, XP KINETIC '23-24  
DOES NOT FIT WITH BUMPER 2882531  
REQUIRES BUMPER ADAPTER (2207941), SOLD SEPARATELY, TO WORK WITH FRONT CAMERA



## REAR SEAT STORAGE - CREW

- Attaches easily to the rear of the front seat in your crew vehicle
- Provides storage pockets for a variety of items, ensuring they're always within reach

» 2889268

CREW XP 1000 '18-24, CREW '20-24



## BED EXTENDER/DIVIDER

- Extend or divide the cargo box
- Installs in any location in the box
- Multiple tie-down points available to secure cargo



» 2882752

XP 1000 '18-24, CREW XP 1000 '19-24, CREW 1000 '20-24, 1000 '20-24, XP KINETIC '23-24

## 75+ COMBINATIONS TO MAKE IT YOUR OWN

With a full line of Lock & Ride accessories, you can haul more and do more. Use the chart below to see what combinations work together.

POLARIS RANGER STORAGE MATRIX 1000 / XP 1000 / XP KINETIC 570 FULL-SIZE	Headache Rack	Cargomax System	Bed Extender/Divider	Storage Box	Tool Rack	Chainsaw Mount	60 Gallon Boomless Utility Sprayer	NEW 300 lb. Rear Cargo Box Winch	Front Brushguard Storage Rack	Cargo Bed Mat	RHINO-RACK Roof Rack - 3-Seat	RHINO-RACK Bed Rack - 3-Seat & Crew	RHINO-RACK Roof Rack - Crew
Headache Rack 2890233	✓	✓	✓	✓	✓	✓	✓	✓	✓	✓	✓	✓	✓
Cargomax System 2882177	✓	✓	✓	✓	✓	✓	✓	✓	✓	✓	✓	✓	✓
Bed Extender/Divider 2882752	✓	✓	✓	✓	✓	✓	✓	✓	✓	✓	✓	✓	✓
Storage Box 2883279	✓	✓	✓	✓	✓	✓	✓	✓	✓	✓	✓	✓	✓
Tool Rack 2881533	✓	✓	✓	✓	✓	✓	✓	✓	✓	✓	✓	✓	✓
Chainsaw Mount 2879354	✓	✓	✓	✓	✓	✓	✓	✓	✓	✓	✓	✓	✓
60 Gallon Boomless Utility Sprayer 2879799	✓	✓	✓	✓	✓	✓	✓	✓	✓	✓	✓	✓	✓
NEW 300 lb. Rear Cargo Box Winch 2889705	✓	✓	✓	✓	✓	✓	✓	✓	✓	✓	✓	✓	✓
Front Brushguard Storage Rack 2883971	✓	✓	✓	✓	✓	✓	✓	✓	✓	✓	✓	✓	✓
Cargo Bed Mat 2882751	✓	✓	✓	✓	✓	✓	✓	✓	✓	✓	✓	✓	✓
RHINO-RACK Roof Rack - 3-Seat 2889236	✓	✓	✓	✓	✓	✓	✓	✓	✓	✓	✓	✓	✓
RHINO-RACK Bed Rack - 3-Seat & Crew 2889236	✓	✓	✓	✓	✓	✓	✓	✓	✓	✓	✓	✓	✓
RHINO-RACK Roof Rack - Crew 2889237	✓	✓	✓	✓	✓	✓	✓	✓	✓	✓	✓	✓	✓

<sup>1</sup> Storage box at front of cargo box if not used with Tip-down Headache Rack

<sup>2</sup> Storage box at front of cargo box

## QUICKSTRAP

- The quickest and most secure way to mount Polaris accessories
  - Sold as a pair
- » 2882187  
ALL COOLERS, RANGER CARGO BOXES



## D-RINGS

- The most versatile Lock & Ride accessory - add as many as you need to secure your cargo with bungee cords or straps
- » 2881545  
ALL RANGER CARGO BOXES



## 1.5" x 15' 5,500 LB RATCHET STRAP

- Heavy-duty webbing
  - 5,500 lb. maximum load / 1,833 lb. working load
  - 2 Pack
- » 2884031

## 2" x 20' 10,000 LB RATCHET STRAP

- Heavy-duty webbing
  - 10,000 lb. maximum load / 3,300 lb. working load
  - Floating D-Rings and Double J-Hooks
- » 2884032



# STORAGE



**NEW**  
**TRASH CAN HAULER**

- Receiver mounted trash can hauler that allows slow speed towing of 2 trash cans
- Ideal for hauling cans down long driveways

» 2889876

XP 1000 '18-24, CREW XP 1000 '19-24, CREW 1000 '20-24, 1000 '20-24, XP KINETIC '23-24



**NEW**  
**SPARE TIRE MOUNT**

- Includes one spare tire carrier
- Quick installation
- Tire carrier mounts to the rear cab to keep cargo bed free and easily accessible
- Maximum tire size supported is 30"

» 2889193

XP 1000 '18-24, CREW XP 1000 '19-24, CREW 1000 '20-24, 1000 '20-24, XP KINETIC '23-24



**LR LOCK RIDE**  
**CHAINSAW MOUNT**

- Can be secured to the outside of the bed wall so your chainsaw is within reach at all times

» 2879354

XP 1000 '17-24, CREW XP 1000 '18-24, CREW 1000 '20-24, 1000 '20-24, XP KINETIC '23-24



**LR LOCK RIDE**  
**60 GALLON BOOMLESS UTILITY SPRAYER**

» 2879799

XP 1000 '17-24, CREW XP 1000 '18-24, CREW 1000 '20-24, 1000 '20-24, XP KINETIC '23-24



## BED ESSENTIALS



**RIDE & REPAIR ESSENTIALS KIT**

» 2881207

XP 1000 '17-24, CREW XP 1000 '18-24, CREW 1000 '20-24, 1000 '20-24, XP KINETIC '23-24



**FIRE EXTINGUISHER HOLDER**

- Only holds a 3.25" diameter extinguisher
- Quick release strap allows for easy use

» 2882158

XP 1000 '17-24, CREW XP 1000 '18-24, CREW 1000 '20-24, 1000 '20-24, XP KINETIC '23-24



**CARGO BED MAT**

- Non-slip surface to better secure loads and keep cargo bed clean

» 2882751

XP 1000 '18-24, CREW XP 1000 '19-24, CREW 1000 '20-24, 1000 '20-24, XP KINETIC '23-24



**ELECTRONIC CARGO BOX LIFT**

» 2884141

XP 1000 '18-24, CREW XP 1000 '19-24, CREW 1000 '20-24, 1000 '20-24, XP KINETIC '23-24

## TOW & HAUL



**TRAILER BALLS**

» 2" WITH 3/4" SHANK  
2877603

» 1 7/8" WITH 3/4" SHANK  
2877602



**2" BALL MOUNT**

» 2" RECEIVER  
2875320



**3:1 HITCHES**

» 2" x 2" RECEIVER  
2830522

» 1 1/4" x 1 1/4" RECEIVER  
2830523

» 1 7/8" REPLACEMENT BALL  
2830524



**FRONT RECEIVER HITCH**

» 2" WITH 3/4" SHANK  
2884692

## TASK-SPECIFIC TOOLS

**LR LOCK RIDE TOOL RACK**

- Attach on the inside or outside of the cargo bed

» 2881533

XP 1000 '17-24, CREW XP 1000 '18-24, CREW 1000 '20-24, 1000 '20-24, XP KINETIC '23-24



## ORGANIZE & PROTECT

**LR LOCK RIDE STORAGE BOX**

- Enough room to store all the tools you need to get the job done
- Internal organizational dividers keep gear from rolling around
- Easily detaches from vehicle

» 2883279

XP 1000 '17-24, CREW XP 1000 '18-24, CREW 1000 '20-24, 1000 '20-24, XP KINETIC '23-24



# DO MORE:



COOLERS P. 84



HUNT P. 86



COLD WEATHER P. 90



LIGHTING P. 94







# HUNT

COLLECTION

- 2885078 Poly Crew Sport Roof P. 66
- 2889181 Rock Guard with Step - Crew P. 71
- 2885087 Rear Brushguard P. 71
- 2885096 Polaris Pro HD 4,500 lb. Winch with Rapid Rope Recovery P. 71


- 2885088  Front Hood Storage Rack P. 73
- 2884106  Kolpin Stronghold Auto-Latch Boot Mount P. 86
- 2882036 Kolpin Stronghold Gun Boot XL P. 86
- 2889791 Pro Armor 33" Combo LED Light Bar P. 95



# LANDOWNER

COLLECTION

- 2885077 Poly 2-Seat Sport Roof P. 66
- 2889187 Convex Weatherproof Rear View Mirror 70
- 2889243 Side View Mirrors - ROPS-Mounted P. 70

- 2885096 Polaris Pro HD 4,500 lb. Winch with Rapid Rope Recovery P. 71
- 2889189 Cargo Bed Mat P. 72
- 2889199  Storage Box P. 72





# FARM

COLLECTION


- 2885077 Poly 2-Seat Sport Roof P. 66
- 2889187 Convex Weatherproof Rear View Mirror P. 70
- 2889243 Side View Mirrors - ROPS-Mounted P. 70
- 2885084 Upper Front Brushguard P. 71


- 2885087 Rear Brushguard P. 71
- 2885095 Polaris HD 3,500 lb. Winch P. 71
- 2889538 Headache Rack P. 72
- 2889189 Cargo Bed Mat P. 72



# TRAIL

COLLECTION

- 2885078 Poly Crew Sport Roof P. 66
- 2885080 Full Glass Windshield P. 68
- 2879965  Rear Panel - Glass P. 69
- 2885083 Windshield Wiper & Washer Kit P. 70
- 2889187 Convex Weatherproof Rear View Mirror P. 70
- 2889243 Side View Mirrors - ROPS-Mounted P. 70

- 2885084 Upper Front Brushguard P. 71
- 2885087 Rear Brushguard P. 71
- 2889181 Rock Guard with Step - Crew P. 71
- 2889183  Bed Extender/Divider P. 72
- 2889791 Pro Armor 33" Combo LED Light Bar P. 95



# ROOFS



## POLY FEATURES

- Water run-off
- Polaris PULSE plug and play
- Liner ready
- Lightweight



SEALED COVERAGE



REDUCE STANDING WATER



EASY AND FAST INSTALLATION

## POLARIS ENGINEERED ADVANTAGES

## POLY

Lightweight, durable and impact-resistant. A poly roof can take the abuse of a tight trail and still protect.



2-SEAT



CREW



### SPORT ROOF - POLY

- Offers reliable protection from the sun and rain
- Lightweight, durable polyethylene construction
- Simple one-time installation

- » 2-SEAT • BLACK • 2885077  
SP 570 '22-24
- » CREW • BLACK • 2885078  
CREW SP 570 '22-24

### PREMIUM ROOF LINER

- Cut in-cab noise by 60% at idle and by 40% at 20 mph
- One-piece liner attaches quickly and securely using push darts
- Adds premium comfort and quieter cab ride
- » 2-SEAT (SHOWN) • 2885093  
SP 570 '22-24
- » CREW • 2885094  
CREW SP 570 '22-24

# DOORS

## POLARIS ENGINEERED ADVANTAGES



PREMIUM FEATURES



UNPRECEDENTED VENTILATION OPTIONS



EASY AND FAST INSTALLATION

## POLY

### CRANK WINDOW

Has manual crank windows for airflow adjustment in the cab with a fully finished black interior and exterior panels. Has a steel tube frame with a full 360° seal to keep out dust and rain.



### MANUAL CRANK WINDOW DOORS

- Set of 2 doors
- » FRONT • 2885073  
SP 570 '22-24, CREW SP 570 '22-24  
SHOWN WITH EXTERIOR DOOR ACCENT PANEL 2889389-795

- Set of 2 doors
- » REAR • 2885074  
CREW SP 570 '22-24  
SHOWN WITH EXTERIOR DOOR ACCENT PANEL 2889390-795

## CANVAS

### ZIP WINDOW

Heavy-duty 23-oz durable protection with adjustable zipper ventilation and see-through bottom panel. Powder-coated steel rod door frames provide strength and enhance fit and finish.



### ZIP WINDOW DOORS

- Set of 2 doors
- » FRONT • 2885075  
SP 570 '22-24, CREW SP 570 '22-24

- Set of 2 doors
- » REAR • 2885076  
CREW SP 570 '22-24



### EXTERIOR DOOR ACCENT PANELS

- Replace stock gloss black accent panels
- Painted plastic and clear-coated for UV protection
- Install easily with a single screw
- Comes as a pair
- Compatible with Poly doors only

- » GHOST GRAY  
FRONT 2889389-728  
REAR 2889390-728

- » POLARIS PURSUIT CAMO  
2889391-587  
2889392-587

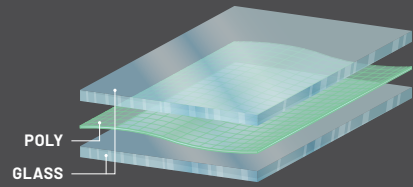
- » SAGEBRUSH GREEN NON-METALLIC  
2889389-560  
2889390-560

- » POLARIS BLUE NON-METALLIC  
2889389-795  
2889390-795



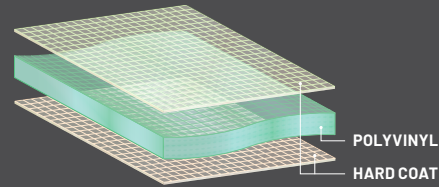
# WINDSHIELDS & REAR PANELS

## GLASS vs HARD COAT POLY




Superior optical clarity (automotive level)  
 Scratch-resistant  
 Curved to fit, seals tight  
 Cold weather / heavy duty  
 Wiper ready

Lightweight, flexible, easy to store/remove  
 Impact-resistant  
 Tight seal keeps out rain and dust  
 30x more scratch resistant



## POLARIS ENGINEERED ADVANTAGES



REVOLUTIONARY INSTALLATION



AIRTIGHT GASKET SEAL



VENTING OPTIONS



MULTI-FUNCTION FEATURES

## WINDSHIELDS

OPEN



### FULL TIP-OUT WINDSHIELD - GLASS

- Tip-out design offers three positions: open, closed and vented
- Gas shocks assist in easy opening and closing
- 360° gasket for reliable protection and comfort
- Scratch-resistant automotive-style curved glass
- Interior sound dampening and optimized visibility

» 2885079

SP 570 '22-24, CREW SP 570 '22-24

WIPER AVAILABLE  
 P. 70



### FULL GLASS WINDSHIELD - CLEAR

- Scratch-resistant, curved laminate safety glass
- Protects against wind, rain and other hazardous debris
- UV-blocking interlayer and 360° gasket seal

» 2885080

SP 570 '22-24, CREW SP 570 '22-24

### LOCK & RIDE VENTED WINDSHIELD - HARD COAT POLY

- Frameless design for maximum visibility
- Added vents for airflow on a hot day or defrosting on a cold day

» 2883342

SP 570 '22-24, CREW SP 570 '22-24

### LOCK & RIDE FULL WINDSHIELD - HARD COAT POLY TOP SELLER

- Durable, optical-grade, .236"-thick polycarbonate offers outstanding rider protection and visibility
- Windshield has minimal perimeter framework for full visibility

» 2883319

SP 570 '22-24, CREW SP 570 '22-24

### LOCK & RIDE FULL WINDSHIELD - POLY TOP SELLER

- Durable, optical-grade, .236"-thick polycarbonate offers outstanding rider protection and visibility
- Windshield has minimal perimeter framework for full visibility

» 2883318

SP 570 '22-24, CREW SP 570 '22-24

### LOCK & RIDE HALF WINDSHIELD - POLY

- Strong, durable polycarbonate half windshield delivers a combination of protection and airflow into the cab
- Half windshield offers protection from rain, sleet, spray, and off-road hazards

» 2883320

SP 570 '22-24, CREW SP 570 '22-24



## REAR PANELS



### LOCK & RIDE REAR PANEL - GLASS TOP SELLER

- Durable, tempered laminate glass provides a high level of scratch resistance

» 2879965

SP 570 '22-24, CREW SP 570 '22-24

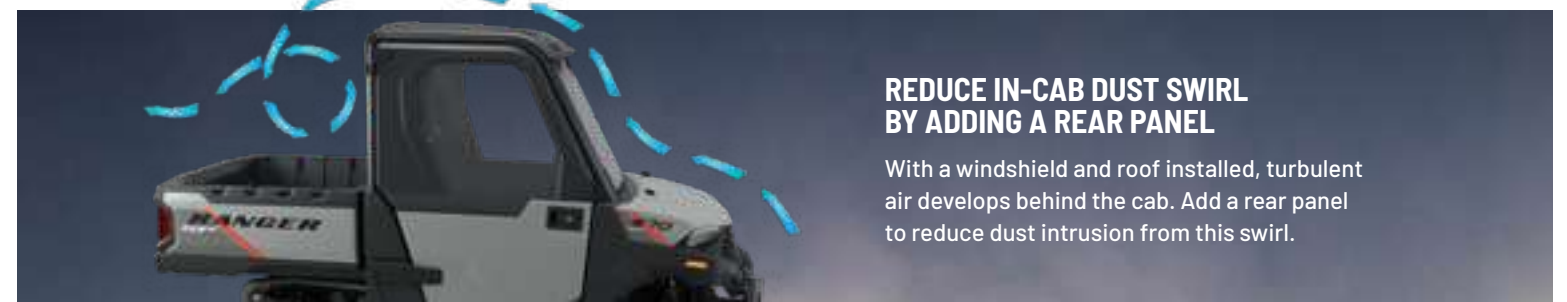


### LOCK & RIDE REAR PANEL - POLY TOP SELLER

- Strong, .236"-thick polycarbonate provides outstanding impact and scratch resistance

» 2879812

SP 570 '22-24, CREW SP 570 '22-24



## REDUCE IN-CAB DUST SWIRL BY ADDING A REAR PANEL

With a windshield and roof installed, turbulent air develops behind the cab. Add a rear panel to reduce dust intrusion from this swirl.



# AUDIO

## POLARIS RIDE COMMAND

7" DISPLAY POWERED BY RIDE COMMAND\*

» 2884072

SP 570 '22-24

SPEAKERS NOT INCLUDED



MORE INFORMATION P. 78



### JBL® DASH AUDIO KIT

- System mounts into pre-designated locations in the vehicle dash
- Complete UTV audio solution gives your vehicle a performance-ready sound system
- Includes four off-road grade, water- and dust-proof speakers, and one head unit
- Head unit features AM/FM tuner, USB input and Bluetooth® compatibility for wireless streaming

» 2885081

SP 570 '22-24

# CAB COMFORT & CONVENIENCE



### HEATER KIT

- Climate control for the cab of your off-road vehicle
- Total of four dash mounted vents with two positioned for defrosting the windshield and the other two for heating the cab
- Simple, dash-mounted controls
- Manually operated vents for airflow control

» 2885082

SP 570 '22-24, CREW SP 570 '22-24

SP 570 SPORT MODELS REQUIRES FRONT PULSE BAR AND HARNESSSES (2889185), SOLD SEPARATELY



### CONVEX WEATHERPROOF REAR VIEW MIRROR

- Convex design for a broader view of traffic
- Durable, weatherproof construction
- Mount the bolts into your choice of pre-designated mounting locations
- Compatible with roof, windshield, and other accessories

» 2889187

SP 570 '22-24, CREW SP 570 '22-24



### SIDE VIEW MIRRORS

- » DOOR MOUNTED • 2889241
- » ROPS-MOUNTED (SHOWN) • 2889243

SP 570 '22-24, CREW SP 570 '22-24



### FLOOR MATS - FRONT

- Protects floors from dirt and wear
- Textured, non-slip surface

» 2889186

SP 570 '22-24, CREW SP 570 '22-24



### SUN VISOR

- Injection molded visor that flips down to reduce sun glare in early morning or at dusk
- Can be mounted on passenger or drivers side

» 2890571

SP 570 '22-24, CREW SP 570 '22-24

### NEW SP 570 SEAT COVERS - BLACK

- Strong, durable Carhartt® seat covers for both the seat bottom and backrest
- Designed to fit snug and stay wrinkle free, so it won't slip, slide, or bunch up
- Machine washable for easy cleaning

» 2889879-458

SP 570 '22-24, CREW SP 570 '22-24

### FRONT PULSE BAR AND HARNESS

- This kit is needed to install any electrical accessories to a base vehicle

» 2-SEAT • 2889185

SP 570 '22-24, CREW SP 570 '22-24

» CREW • 2889568

CREW SP 570 '22-24

### HORN KIT

- Adds a warning horn to console area of vehicle

» 2889160

SP 570 '22-24, CREW SP 570 '22-24

SP 570 NON-PREMIUM AND NON-NORTHSTAR MODELS REQUIRE FRONT PULSE BAR AND HARNESSSES 2889185

### SPEEDKEY

» 2879988

SP 570 '22-24, CREW SP 570 '22-24

# PROTECTION



### UPPER FRONT BRUSHGUARD

- Made from tubular steel and provides additional protection for front fenders and headlights
- Attaches to stock front bumper
- Durable, scratch-resistant, black powder-coat finish

» 2885084

SP 570 '22-24, CREW SP 570 '22-24

FITS PREMIUM MODELS ONLY

NOT COMPATIBLE WITH HOOD RACK (2885088)

USES SAME MOUNTING LOCATIONS

REQUIRES PREMIUM WELD-BUMPER

(1028432-458), SOLD SEPARATELY



### REAR BRUSHGUARD

- Made from tubular steel and provides additional protection for taillights
- Durable, scratch-resistant, black powder-coat finish
- Reliably enhances back-end protection of vehicle

» 2885087

SP 570 '22-24, CREW SP 570 '22-24



### ROCK GUARD WITH STEP

- Reliable, hard-working protection for edges of vehicle
- Mounts directly to the frame, instead of underneath, for maximum ground clearance

» 2-SEAT (SHOWN) • 2889180

SP 570 '22-24

» CREW • 2889181

CREW SP 570 '22-24



### A-ARM GUARDS

- Valuable, reliable protection for vital front suspension components exposed to the rigors of off-road environments

- Strong, durable, lightweight polyethylene construction withstands off-road impacts to protect the A-Arms

» FRONT (SHOWN) • 2885097

» REAR • 2880551

SP 570 '22-24, CREW SP 570 '22-24

NOT COMPATIBLE WITH MODELS THAT HAVE FRONT SWAY BAR

# WINCHES



## FEATURES & BENEFITS

PRO

PRO HEAVY DUTY SERIES

HD

HEAVY DUTY SERIES

### RAPID ROPE RECOVERY

Retrieve cable 5x as fast as standard mode on other Polaris winches. Get back to riding or complete your task quicker.



NOT AVAILABLE

### AUTO STOP TECHNOLOGY

Auto Stop technology protects and extends the life of your winch by automatically stopping the winch at the end of pull to prevent over-spooling.



WIRELESS STANDARD, WIRED OPTION

AUTO STOP UPGRADE + WIRELESS REMOTE  
2889840

SYNTHETIC ROPE REQUIRED

### WIRELESS REMOTE

Operate your winch wirelessly from within 50 ft of the vehicle.



### PREMIUM SYNTHETIC ROPE

Lightweight, extremely strong and flexible 50 ft long rope stands up to any tough job.



ADD SYNTHETIC ROPE  
2878888



WARRANTY

MODEL	4,500 LB.	3,500 LB.	ADD REQUIRED CABLES
SP 570 '22-24 CREW SP 570 '22-24	2885096	TOP SELLER 2885095	2-SEAT & CREW MODELS 2889185

### UPGRADE YOUR CONTROLS HD OR PRO HD WINCHES

#### WIRED REMOTE CONTROL

- Must order remote handle and socket together
- » REMOTE HANDLE 4013466
- » SOCKET 4014228

#### POWER CONTROLLER

- Control your winch and plow hydraulics directly from the shift knob
- » 2889162
- SP 570 '22-24



\*Due to ongoing supply chain issues, there may be delayed or limited availability of this product as an accessory add-on.

\*\*Check with your local dealer for availability.



# STORAGE



Exclusive and available on all Polaris vehicles, Lock & Ride accessories let you quickly change from one task to another with hundreds of options. With the flip of a lever, Lock & Ride plungers use outward pressure to expand for a secure fit.



## NEW SPARE TIRE MOUNT

- Includes one spare tire carrier
  - Quick installation
  - Tire carrier mounts to the rear cab to keep cargo bed free and easily accessible
  - Maximum tire size supported is 30"
- » 2889193  
SP 570 '22-24, CREW SP 570 '22-24



## LOCK & RIDE STORAGE BOX

- Provides enough room to store all the tools you need to get the job done
  - Internal organizational dividers keep gear from rolling around
  - Easily detaches from vehicle
- » 2889199  
SP 570 '22-24, CREW SP 570 '22-24



## HEADACHE RACK

- Provides extreme cargo versatility to your UTV
  - Strong steel tube construction for maximum durability
- » 2889538  
SP 570 '22-24, CREW SP 570 '22-24



## LOCK & RIDE BED EXTENDER/DIVIDER

- Increase your cargo capacity and UTV storage
  - Extend the cargo bed or divide cargo within the bed
  - Lock & Ride technology for easy install without tools
  - Made from durable steel and powder-coated finish
- » 2889183  
SP 570 '22-24, CREW SP 570 '22-24



## CARGO BED MAT

- Protects cargo box, reduces drivetrain noise, and keeps cargo more secure with non-slip design
  - Thick (3.18 mm) rubber mat construction
- » 2889189  
SP 570 '22-24, CREW SP 570 '22-24



## LOCK & RIDE TOOL RACK

- Attach on the inside or outside of the cargo bed
- » 2881533  
SP 570 '22-24, CREW SP 570 '22-24



## NEW 300 LB. REAR CARGO BOX WINCH

- 300 lb. pull force winch that mounts to rear headache rack
  - Allows for easy loading of big game or other large and heavy items in the bed
- » 2890134  
SP 570 '22-24, CREW SP 570 '22-24  
REQUIRES HEADACHE RACK (2889538), SOLD SEPARATELY



## LOCK & RIDE D-RINGS TOP SELLER

- The most versatile Lock & Ride accessory: add as many as you need to secure your cargo with bungee cords or straps
- » 2881545  
SP 570 '22-24, CREW SP 570 '22-24

## STRAPS

### 1.5" x 15' 5,500 LB. RATCHET STRAP

- Heavy-duty webbing
  - 2 pack
- » 2884031



### LOCK & RIDE QUICKSTRAP

- The quickest and most secure way to mount Polaris accessories
  - Sold as a pair
- » 2882187  
ALL COOLERS, RANGER CARGO BOXES



### 2" x 20' 10,000 LB. RATCHET STRAP

- Heavy-duty webbing
- » 2884032



## LOCK & RIDE FRONT HOOD STORAGE RACK

- Increases load-carrying capacity and protects against brush and debris
  - Steel construction with a durable powder-coated finish
  - Lock & Ride functions for easy install, on and off maneuvering of the basket, and under-hood access
  - Weight Capacity: 100 lbs.
- » 2885088  
SP 570 '22-24, CREW SP 570 '22-24  
NOT COMPATIBLE WITH UPPER BRUSH GUARD (2885084) AS IT USES SAME MOUNTING POINTS



## RIDE & REPAIR ESSENTIALS KIT

- » 2881207  
SP 570 '22-24, CREW SP 570 '22-24



## FIRE EXTINGUISHER HOLDER

- Quick-release strap allows for easy access
- » 2882158  
SP 570 '22-24, CREW SP 570 '22-24



## NEW TRASH CAN HAULER

- Receiver mounted trash can hauler that allows slow speed towing of 2 trash cans
  - Ideal for hauling cans down long driveways
- » 2889876  
SP 570 '22-24, CREW SP 570 '22-24



## LOCK & RIDE CHAINSAW MOUNT

- » 2879354  
SP 570 '22-24, CREW SP 570 '22-24

# DO MORE:



COOLERS P. 84



HUNT P. 86



COLD WEATHER P. 90



LIGHTING P. 94



# ALL THE RIGHT TOOLS FOR THE JOB



## ROOFS



### SPORT ROOF

- Lightweight, rugged polyethylene construction
- Offers protection from sun and rain
- Does not work with Full Doors
- » **TOP SELLER** 3-SEAT • 2877946  
570 FULL SIZE '17-21
- » CREW • 2878755  
CREW 570 FULL SIZE '17-24



### BIMINI SOFT TOP

- Tight-fitting canvas soft top with easy on/off design
- Lightweight 600 denier, solution-dyed polyester construction
- » 2876963-067  
570 FULL SIZE '17-24

## ROOF/REAR PANEL



### CANVAS ROOF/REAR PANEL

- Constructed from premium, mold-resistant polyester with UV stabilizers
- Durable, heat-sealed vinyl window for crack resistance
- » 2883471  
570 FULL SIZE '17-24

## WINDSHIELDS



### POLY WINDSHIELD

- Optical-grade, .236"-thick polycarbonate for outstanding protection and visibility
- » HARD COAT POLY • 2879489  
CREW 570 FULL SIZE '18-24, 570 FULL SIZE '17-24
- » **TOP SELLER** POLY • 2876958  
CREW 570 FULL SIZE '18-24, 570 FULL SIZE '17-24



### LOCK & RIDE HALF WINDSHIELD

- Durable, optical-grade, .177"-thick polycarbonate for impact-resistance
- Half-height design delivers improved airflow for hot/dusty conditions
- Retains sporty, rugged look
- » 2878756  
CREW 570 FULL SIZE '18-24, 570 FULL SIZE '17-24

## REAR PANEL



### POLY REAR PANEL

- Constructed from thick, impact resistant polycarbonate
- Delivers protection from the elements and a quieter ride
- Scratch-resistant for years of clear vision
- Contoured design eliminates perimeter framework for full rearward visibility
- » 2878165  
CREW 570 FULL SIZE '18-24, 570 FULL SIZE '17-24



ADD STORAGE TO YOUR RANGER 570 P. 72

## DOORS



### RANGER CANVAS DOORS

- Constructed from premium, mold-resistant polyester with UV stabilizers
- Durable, heat-sealed vinyl window for crack resistance
- Zip-down windows for adjustable ventilation
- » 2876962-067  
570 FULL SIZE '17-24  
REQUIRES CANVAS ROOF/REAR PANEL (2883471), SOLD SEPARATELY  
DOES NOT FIT WITH 3-SEAT SPORT ROOF (2877946) OR BIMINI SOFT TOP (2876963-067)

## PROTECTION



### BRUSHGUARDS

- Provides front impact resistance and headlight protection
- Durable, scratch-resistant black powder-coated finish
- Can be used with accessory winch or plow system
- Does not interfere with rear cargo drop gate
- » FRONT • 2881662  
» REAR • 2881661  
CREW 570 FULL SIZE '18-24, 570 FULL SIZE '17-24



### HORN

- » 2875048  
570 FULL SIZE '17-24

### REVERSE BEEPER

- » 2880631  
CREW 570-4 '15-21, 570 '15-21, 500 '17-24

## WINCHES

FEATURES & BENEFITS	PRO PRO HEAVY DUTY SERIES	HD HEAVY DUTY SERIES
RAPID ROPE RECOVERY	STANDARD	NOT AVAILABLE
AUTO STOP TECHNOLOGY	STANDARD	OPTION
WINCH LINE	SYNTHETIC ROPE	STEEL CABLE
CONTROL	WIRELESS STANDARD, WIRED OPTION	WIRED STANDARD, WIRELESS OPTION
MODEL	4,500 LB.	3,500 LB.
570 FULL-SIZE '16-24 CREW 570 FULL-SIZE '16-24	2882238	<b>TOP SELLER</b> 2881669



### WARRANTY

ADD REQUIRED CABLES

- 3-SEAT MODELS  
2881684
- CREW MODELS  
2880929

### UPGRADE YOUR HD WINCH WITH THESE ACCESSORIES

#### WIRELESS REMOTE

- Up to 50 ft. range with LED indicator
- Direct plug and play operation
- » 2879316  
WORKS WITH 2881669

#### SYNTHETIC ROPE

- » 3,500 LB. 2878888
- » 4,500 LB. 2879187

#### STEEL CABLE

- » 3,500 LB. 2878890

#### AUTO STOP UPGRADE

- Billeted aluminum
- Replaces stock fairlead
- » 2881693  
WORKS WITH 2881669  
SYNTHETIC ROPE REQUIRED

### UPGRADE YOUR CONTROLS HD OR PRO HD WINCHES

#### WIRED REMOTE CONTROL

- Must order remote handle and socket together
- » REMOTE HANDLE 4013466
- » SOCKET 4014228

#### POWER CONTROLLER

- Control your winch and plow hydraulics directly from the shift knob
- » 2879227  
EV '11-24, CREW 570-4 '14-21, 570 FULL SIZE '17-24, 570 '14-21, 500 '11-24

## DO MORE:



COOLERS P. 84



HUNT P. 86



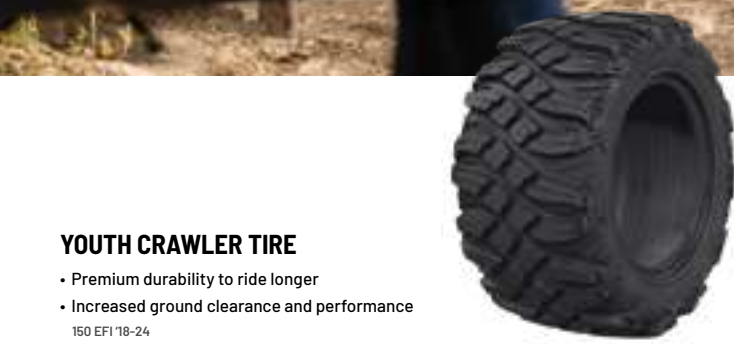
COLD WEATHER P. 90



LIGHTING P. 94



# RANGER 150 EFI



### YOUTH CRAWLER TIRE

- Premium durability to ride longer
- Increased ground clearance and performance

150 EFI '18-24

		TREAD DEPTH	TIRE WEIGHT	PLY RATING	SIDEWALL BELTS	LOAD RATING
12" x 8"	FRONT/REAR	13 mm	18 lbs	6	3	910 lbs
12" x 10"	FRONT/REAR					

### YOUTH BUCKLE WHEEL

- » FRONT • 12" x 7" • 1524114
- » REAR • 12" x 8" • 1524115

150 EFI '18-24



### PRO ARMOR WHEEL & TIRE KIT: YOUTH CRAWLER & BUCKLE

- » 2885154

150 EFI '18-24




### FULL WINDSHIELD - POLY

- .25" clear poly carbonate
- Mounts with Lock & Ride

» 2889854

150 EFI '18-24



### HALF WINDSHIELD - POLY

- 13" tall to provide protection and allow airflow
- .25" clear poly carbonate
- Mounts with Lock & Ride

» 2889855

150 EFI '18-24



### REAR PANEL - POLY

- .25" clear poly carbonate
- Mounts with Lock & Ride

» 2889856

150 EFI '18-24



### FRONT & REAR BRUSHGUARD SET

- Durable, e-coated steel construction
- Front and rear brushguard included

» 2883287

150 EFI '18-24



### SPORT ROOF - POLY

- Stay protected from rain, snow and sun
- Easily installs

» 2883289

150 EFI '18-24



# CONNECTED TECHNOLOGY

SMART TECH TO OUTSMART THE UNEXPECTED



LEARN MORE AND DOWNLOAD AT [RIDECOMMAND.POLARIS.COM](https://RIDECOMMAND.POLARIS.COM)



POLARIS RIDECOMMAND +			
VEHICLE OWNERSHIP	GARAGE	✓	✓
	WARRANTY STATUS	✓	✓
	MAINTENANCE TRACKING	✓	✓
	ISSUE DIAGNOSTIC	✓	✓
RIDING FEATURES	VEHICLE HEALTH	✓	✓
	COMMUNITY	✓	✓
	CONTENT SHARING	✓	✓
	RIDE PLANNING	✓	✓
	WAYPOINTS	✓	✓
SECURITY	RIDE TRACKING	✓	✓
	RIDE TRACKING+	✓	✓
	GROUP RIDE	✓	✓
	GROUP RIDE+	✓	✓
VEHICLE LOCATOR	VEHICLE LOCATOR	✓	✓
	LOCATION ALERTS	✓	✓
	BUMP ALERT	✓	✓

## POLARIS RIDECOMMAND

### PLAN YOUR RIDE

Plan an epic ride with stops along the way, customize and adjust your path to maximize your route or follow turn-by-turn directions. You can even share your planned route with friends.

### FOLLOW THE GROUP

With patented Group Ride technology, you can ride at your own speed and keep fellow riders in sight on your map screen, even if you get split up. Because rides are meant to be shared.

### WORK SMARTER

Plow Mode automatically raises and lowers the plow depending on the gear you're in, so that you can get your work done quicker.

### DISCOVER NEW TRAILS

With over 1,000,000 miles of trails available offline, you'll have the confidence to explore further, whether you have cellular coverage or not.

## POLARIS RIDECOMMAND+

### THE LATEST IN INDUSTRY-LEADING CONNECTED VEHICLE TECHNOLOGY

Vehicle location and health in the palm of your hand. Over the air updates with new feature releases.

- VEHICLE LOCATION
- LOCATION ALERTS
- VEHICLE HEALTH
- RIDE TRACKING+ & GROUP RIDE+
- ISSUE DIAGNOSTICS
- MAINTENANCE REMINDERS

AVAILABLE ON RIDE COMMAND MODELS & AS AN ACCESSORY

#### 7" DISPLAY POWERED BY RIDE COMMAND\*



Bright, 7" touchscreen visible in all conditions

**Camera Integration**  
Navigate with full view of your surroundings. Use the integrated rear camera to see others behind you while riding.

**Personalized Audio Experience**  
Seamlessly pair your display via Bluetooth® to wirelessly stream music and stay connected with call and text alerts.

**Configurable Gauges**  
Customize your ride experience with elevation, travel direction, fuel level and more to create relevant screens for you.

**Plow Mode**  
Make snow removal easy with Polaris Plow Mode. The plow is automatically lowered when shifting into low and automatically raised when shifting into reverse. Back drag mode allows for pulling snow away from buildings. Included on XP 1000 '18-20 and CREW XP 1000 '19-20 models.

» 2884072  
XP 1000 '19-24, CREW XP 1000 '19-24, CREW 1000 '20-24, 1000 '20-24  
SPEAKERS NOT INCLUDED, MUST CHOOSE AUDIO PACKAGE FOR AUDIO OUTPUT

» 2890898  
XD 1500 '24, CREW XD 1500 '24, XP KINETIC '23-24  
SPEAKERS NOT INCLUDED, MUST CHOOSE AUDIO PACKAGE FOR AUDIO OUTPUT

#### 7" DISPLAY MOUNT KIT



- Necessary mount for your 7" Display Powered by RIDE COMMAND
- Seamless fit and finish
- Includes necessary wiring harness and reverse camera kits

» 2889766  
XD 1500 '24, CREW XD 1500 '24

» 2889309  
XP 1000 '22-24, CREW XP 1000 '22-24, CREW 1000 '22-24, 1000 '22-24  
FOR NORTHSTAR AND ALL OTHER MODELS WITHOUT 900 WATT

#### CAMERA KITS

» FRONT • 2889662  
XP KINETIC '23-24, SEE FULL DETAILS ON P. 39

» FRONT • 2890856  
XD 1500 '24, CREW XD 1500 '24

» 2889310  
XP 1000 '22-24, CREW XP 1000 '22-24, CREW 1000 '22-24, 1000 '22-24, XP KINETIC '23-24  
FOR 900 WATT STATOR

» 2889163  
SP 570 '22-24

» REAR • 2890858  
XD 1500 '24, CREW XD 1500 '24

AVAILABLE ON SELECT 2023 MODELS

#### RIDE COMMAND+ CONNECTED VEHICLE

» PLUG-IN • 2890039  
XD 1500 '24, CREW XD 1500 '24  
STANDARD ON NORTHSTAR

» PLUG-IN • 2890038  
XP 1000 '23-24, CREW XP 1000 '23-24, CREW 1000 '23-24, 1000 '23-24, SP 570 '23-24, CREW SP 570 '23-24

» INSTALL KIT • 2889796  
XD 1500 '24, CREW XD 1500 '24  
REQUIRED IN ADDITION TO 2890039  
STANDARD ON NORTHSTAR

» INSTALL KIT • 2889602  
XP 1000 '23-24, CREW XP 1000 '23-24, CREW 1000 '23-24, 1000 '23-24  
REQUIRED IN ADDITION TO 2890039

» INSTALL KIT • 2889873  
SP 570 '23-24, CREW SP 570 '23-24  
REQUIRED IN ADDITION TO 2890039



LEARN MORE AT [TRAILTECH.NET](https://TRAILTECH.NET)

#### VOYAGER PRO KIT, UTV

Bright, 4" touchscreen visible in all conditions  
Compatible with RIDE COMMAND

**Pre-Loaded Base Maps**  
The map screen is enabled with base maps, topography lines, hill shading and select trails. Record or load GPS trails/riding areas and transfer to a PC.

» 922-125  
AVAILABLE AT YOUR LOCAL DEALER OR ONLINE AT TRAILTECH.NET

**Buddy Tracking**  
Track up to 20 group members no matter what type of vehicle they are riding.

**Bluetooth® Enabled**  
Bluetooth® enabled for intercom, phone and media controls. Play songs from your phone or MicroSD card using a Bluetooth® headset, speaker or intercom. Two phones and two headsets can be connected at the same time.

COMMON ACCESSORIES

CONNECTED TECHNOLOGY

ELECTRICAL ACCESSORIES

TRACKS

COOLERS

HUNT

WINCHES

PLOWS

LIGHTING

WHEELS & TIRES




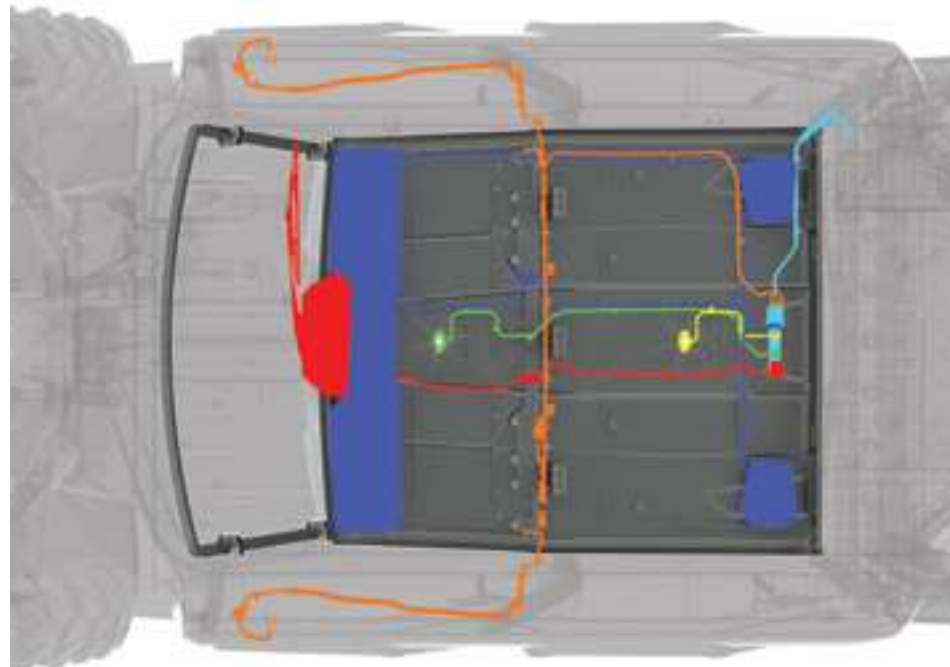
# ELECTRICAL ACCESSORIES



## ADD ELECTRICAL SYSTEM ACCESSORIES IN 4 EASY STEPS

Polaris PULSE is a revolutionary way to provide additional power locations on your vehicle, and makes adding electrical accessories a snap. Electrical accessories are easier to install, with designated routing areas and plug and play connections.

Look for  to identify Polaris PULSE ready accessories.



CREW XP 1000 POLARIS PULSE WIRING SHOWN



### STEP 1

CHOOSE A POLARIS PULSE READY ROOF	XD 1500	CREW XD 1500	1000 XP 1000 XP KINETIC	CREW 1000 XP 1000	SP 570	CREW SP 570
Premium Roof - Poly - Polaris Pursuit Camo	N/A		2882913	N/A	N/A	
Premium Roof - Poly - Black	N/A		2882912	N/A	N/A	
Sport Roof - Poly - Black	N/A		2882911	2889223	2885077	2885078

### STEP 2

ADD THE POLARIS PULSE ROOF 6	XD 1500	CREW XD 1500	1000 XP 1000 XP KINETIC	CREW 1000 XP 1000	SP 570	CREW SP 570
Polaris PULSE Roof 6	2890262	2890441	2882904			
Polaris PULSE Wiring Harness - Crew Extension	N/A		N/A		2889185	

### STEP 3 ADD ACCESSORIES\*

POWER WINDOW DOORS	XD 1500	CREW XD 1500	1000 XP 1000 XP KINETIC	CREW 1000 XP 1000	SP 570	CREW SP 570
Polaris PULSE Wiring Harness - Crew Extension	N/A		N/A	2883231	N/A	

WINDSHIELD WIPER & WASHER SYSTEM	XD 1500	CREW XD 1500	1000 XP 1000 XP KINETIC	CREW 1000 XP 1000	SP 570	CREW SP 570
Windshield Wiper & Washer System	2889095		2883974		2885083	
Polaris PULSE Wiring Harness - Crew Extension	N/A		N/A	2883231	2889185	

WORK LIGHT	XD 1500	CREW XD 1500	1000 XP 1000 XP KINETIC	CREW 1000 XP 1000	SP 570	CREW SP 570
Rear LED Work Light	2889771		2889672			
Polaris PULSE Wiring Harness - Crew Extension	N/A		N/A	2883231	2889185	

AUDIO: DASH RADIO & VISOR SPEAKERS	XD 1500	CREW XD 1500	1000 XP 1000 XP KINETIC	CREW 1000 XP 1000	SP 570	CREW SP 570
160 Watt, Waterproof AM/FM Bluetooth® Audio System	N/A		2882750		N/A	
300 Watt Overhead Audio Visor Speakers	N/A		2882891		N/A	
JBL® Dash Audio Kit	N/A		N/A		2885081	
Polaris PULSE Wiring Harness - Crew Extension	N/A		N/A	2883231	2889185	

AUDIO: VISOR AUDIO + REAR SPEAKERS	XD 1500	CREW XD 1500	1000 XP 1000 XP KINETIC	CREW 1000 XP 1000	SP 570	CREW SP 570
300 Watt AM/FM, Bluetooth® Audio Visor with Four 6.5" Waterproof Speakers	N/A		2882888		N/A	
Rear Overhead Speakers	N/A		2882876		N/A	
JBL® Trail Pro 4200 Audio Upgrade Kit	2889763		N/A		N/A	
Polaris PULSE Wiring Harness - Crew Extension	N/A		N/A	2883231	N/A	

\*Add accessories to models without 7" Display Powered by RIDE COMMAND

### STEP 4 FINISHING TOUCH

CONCEAL WIRING FOR A FINISHED, COMFORTABLE LOOK	XD 1500	CREW XD 1500	1000 XP 1000 XP KINETIC	CREW 1000 XP 1000	SP 570	CREW SP 570
Premium Roof Liner	N/A		2882914	2883457	2885093	2885094



# ELECTRICAL ACCESSORIES



THE FOLLOWING ACCESSORIES EASILY PLUG INTO THE FACTORY INSTALLED POLARIS PULSE UNDER THE HOOD:

	XD 1500	1000 / XP 1000 / XP KINETIC	SP 570
Heater & Defrost System	P. 24	P. 46 / 39	P. 70
Horn	P. 24	P. 48	P. 70
Plow Controller	P. 25	P. 49	P. 71
Audio System	P. 27	P. 52	P. 70
Light Bars	P. 94	P. 94	P. 94



## POLARIS PULSE UNDERHOOD BUS BAR - 6 POSITION

• If upgrading to more than three accessories attaching to the underhood PULSE location, replace 3-Position Bus Bar with the Polaris PULSE Underhood Bus Bar - 6 Position

» 2884183 1000 ONLY  
CREW 1000 '20-24, 1000 '20-24

## POLARIS FRONT PULSE BAR AND HARNESS

• This kit is required to install any electrical accessories on a base RANGER SP 570

» 2889185  
SP 570 '22-24

## POLARIS PULSE BATTERY TENDER ADAPTER

• Connects your trickle charger to your vehicle

» 2884297  
XP 1000 '18-21, CREW XP 1000 '19-24, CREW 1000 '20-24, 1000 '20-24, SP 570 '22-24, CREW SP 570 '22-24, XP KINETIC '23-24



## EASILY ADD LIGHTING

With Polaris PULSE it's easy to add RIGID® and Pro Armor lighting to your RANGER. All LED Light bars listed on pages 94-95 are Polaris PULSE ready, making installation that much easier.

### POLARIS PULSE LIGHT BAR WIRING LOCATIONS

Front Bumper                      Roof - Front Mounted  
Roof - Rear Mounted            \*CREW Roof - Rear Mounted

\*Requires Extension

XD 1500	1000 / XP 1000 / XP KINETIC	SP 570
<b>1 LIGHT WITH 1 SWITCH</b>		
PULSE Light Bar Harness - Dash Switched 2889738 -OR- Overhead Switch Panel Kit 2880422 PULSE Light Bar Harness - Upper Switch Panel 2889686	<b>TOP SELLER</b> Polaris PULSE Wiring Harness - 1 LED Light Bar 2883230 Upper Switch Panel Light Bar Harness** 2889675	Polaris PULSE Wiring Harness - 1 LED Light Bar 2889161
<b>2 LIGHTS WITH 1 SWITCH</b>		
PULSE Light Bar Harness - Dash Switched 2889738 Y-Harness 2879860 -OR- Overhead Switch Panel Kit 2880422 PULSE Light Bar Harness - Upper Switch Panel 2889686 Y-Harness 2879860	<b>TOP SELLER</b> Polaris PULSE Wiring Harness - 1 LED Light Bar 2883230 Y-Harness 2879860	N/A
<b>2 LIGHTS WITH 2 SWITCHES</b>		
PULSE Light Bar Harness - Dash Switched (x2) 2889738 -OR- Overhead Switch Panel Kit 2880422 PULSE Light Bar Harness - Upper Switch Panel (x2) 2889686	<b>TOP SELLER</b> Polaris PULSE Wiring Harness - 1 LED Light Bar (x2) 2883230	Polaris PULSE Wiring Harness - 1 LED Light Bar (x2) 2889161
<b>EXTENSIONS FOR CREW</b>		
N/A	Polaris PULSE Wiring Harness - 1 LED Light Bar - Crew Extension 2883231 Upper Switch Panel Light Bar Harness - Extension** 2890067	N/A

\*\*Check with your local dealer for availability.

# TRACKS



## PROSPECTOR PRO TRACK MOUNT KIT

• Install this track system mounting hardware in place of tires and wheels. Tracks sold separately.

» 2889425

XP 1000 '21-24, CREW XP 1000 '21, CREW 1000 '20-24, 1000 '21-24, FITS MODELS WITH NON-HIGH CLEARANCE A-ARMS

» 2889426

XP 1000 '21-24, CREW XP 1000 '21-24, FITS MODELS WITH HIGH CLEARANCE A-ARMS

» 2882783

XP 1000 '18-21, CREW XP 1000 '19-21, CREW 1000 '20-21, 1000 '20-21

» 2880071

CREW 570-4 '15-21, 570 '14-21, 500 '17-24

» 2889196

SP 570 '22-24  
REQUIRES PROSPECTOR PRO TRACK (2880758), SOLD SEPARATELY

## PROSPECTOR PRO 2.0 TRACK

» 2890034

XP 1000 '18-24, CREW XP 1000 '18-24, CREW 1000 '20-24, 1000 '20-24

» 2889487

SP 570 '22-24, CREW SP 570 '22-24

## PROSPECTOR PRO TRACK

» 2880758


570 '14-21 WITH EPS, CREW 570 '14-21 WITH EPS

» 2880757

CREW 570-4 '14-21, 570 '14-21, 500 '17-24

If using Glacier Pro Plow System with tracks, Track Plow Extension is required (2889267)

For year-round use, Polaris recommends the use of Intake Update Kit (2880673) on any RANGER XP 1000 '17, RANGER XP 1000 CREW '14-18 with tracks installed. To keep intake system working optimally, this kit pre-filters out fine snow and dust.



### 1 INDUSTRY-FIRST FLEX-TRACK DESIGN

Front-mounted tracks with flexible sides and a slight inward curve allow for stable handling, a more comfortable ride and precise steering over long-distances or extended working hours.

### 2 HIGH-DENSITY TIRE WITH ADJUSTED SHAPE

With puncture-proof tires that reduce friction and wear, the Prospect Pro 2.0 Tracks delivers trouble-free performance.

Confidently take on bumps and obstacles with 8" high-density tracks.

### 3 LIGHTWEIGHT POWDER COAT STEEL FRAME

Proven geometry to improve durability and deliver capability in all conditions throughout the life of the tracks.

A lighter frame provides more flotation to stay on top of the snow and allows the tracks to easily shed the elements they encounter.

### 4 TANDEM STABILIZER

The bolt-on, tandem mid-roller wheel provides a smoother ride by absorbing shocks.

### 5 BEARING HOUSING

Outer seals and stainless steel sleeves allow stronger bearing durability and greater reliability.

### 6 WHEEL CAP & SEAL

A fitted wheel cap with bladder effect eliminates water absorption due to temperature variation. Ride in snow or mud without worrying about track maintenance.



# COOLERS

**POLARIS**  
**NORTHSTAR**  
**COOLER**

MADE FOR RIDERS.  
BUILT FOR LIFE.

30, 60 & 105  
QUART FEATURES



ComfortCarry  
Handles



TravelLock  
System



EasyOut  
Drain System



NoSlip  
Rubber Feet



PolarWall  
Insulation



IceLock  
Seal

POLARIS NORTHSTAR COOLERS CAN SURVIVE JUST ABOUT ANYTHING -  
FROM EXTREME HEAT TO A NASTY TUMBLE OFF A VEHICLE.

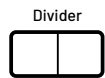


105 QUART

**NEW** SAGEBRUSH GREEN • 2890707  
GRAPHITE • 2883426

ACCESSORIES

WIRE BASKET • 2883648  
DIVIDER (1) • 2883468  
WHEELS • 2883967



Divider

1 way to  
partition



60 QUART

**NEW** SAGEBRUSH GREEN • 2890706  
GRAPHITE • 2883425

ACCESSORIES

WIRE BASKET • 2882185  
DIVIDERS (2) • 2882184  
SEAT CUSHION • 2882179  
WHEELS • 2882180

Dividers



2 ways to  
partition



30 QUART

**NEW** SAGEBRUSH GREEN • 2890705  
GRAPHITE • 2883424

ACCESSORIES

WIRE BASKET • 2882438  
DIVIDER (1) • 2882186



Divider

1 way to  
partition



15 QUART

**NEW** SAGEBRUSH GREEN • 2890704  
GRAPHITE • 2883968



20 QUART  
SOFT-SIDED COOLER  
GRAPHITE • 2889285



**HOLDS ICE  
FOR AGES**

**BECAUSE JUST ANY COOLER  
WON'T CUT IT OUT THERE.**

You need something rugged and reliable. A cooler purpose built to handle the challenges of the off-road—while keeping your provisions on ice for days on end. Because out here, there are no ice machines, and you just left the last one in your dust. So, load it up. Lock it in. And know your NorthStar cooler is staying put—giving you a few extra days of ice time to enjoy the wild.

## ESSENTIAL ACCESSORIES SO YOUR COOLER WORKS AS HARD AS YOU DO



WIRE BASKET



DIVIDERS Doubles as cutting board



SEAT CUSHION



WHEELS



TUMBLER

20 OZ • 2883393



QUICKSTRAP

**LR LOCK-RISE** 2882187

ALL COOLERS AND POLARIS  
RANGER CARGO BOXES

COMMON ACCESSORIES

CONNECTED TECHNOLOGY

ELECTRICAL ACCESSORIES

TRACKS

COOLERS

HUNT

WINCHES

PLOWS

LIGHTING

WHEELS & TIRES



# HUNT

## KOLPIN<sup>®</sup> OUTDOORS

### PROTECTING YOUR ESSENTIAL GEAR SINCE 1943

#### KOLPIN STRONGHOLD SYSTEM


Polaris is proud to partner with Kolpin Outdoors, an industry leader in off-road accessories and the premier name in gun boots and mounts. If you need to secure a firearm while riding, simply attach the auto-latch mount and choose your Gun Boot.

**IDEAL FOR SECURE TRANSPORT OF SCOPED RIFLES AND SHOTGUNS.**

#### STEP 1 CHOOSE YOUR MOUNT



#### STEP 2 CHOOSE YOUR BOOTS



#### **LR LOCK & RIDE MAX** KOLPIN STRONGHOLD AUTO-LATCH DOUBLE BOOT MOUNT

- Precision angle adjustable for a custom fit
- Provides a quick and secure attachment point

» DOUBLE BOOT MOUNT • 2883970

» SINGLE BOOT MOUNT • 2884106



#### **RHINO-RACK® - GUN BOOT MOUNT**

- Bracket used to mount Kolpin Stronghold Gun Boots to Rhino-Rack® systems when paired with Auto-Latch Mount (2884106), sold separately

» 2889327

XP 1000 '18-24, CREW XP 1000 '19-24, CREW 1000 '20-24, 1000 '20-24, XD 1500 '24, CREW XD 1500 '24

REQUIRES AUTO-LATCH MOUNT 2884106 TO MOUNT TO VEHICLE

SEE P. 56 FOR MORE RHINO-RACK® PRODUCTS



#### **KOLPIN STRONGHOLD GUN BOOT XL**

- Lockable and TSA approved
- Includes padded, zippered internal protective liner
- 52" L x 3 3/4" W x 10 1/2" H

» 2882036

REQUIRES AUTO-LATCH MOUNT 2883970 OR 2884106 TO MOUNT TO VEHICLE

#### **KOLPIN STRONGHOLD GUN BOOT L**

- 52" L x 4 3/4" W x 9 1/4" H

» 2882426

REQUIRES AUTO-LATCH MOUNT 2883970 OR 2884106 TO MOUNT TO VEHICLE



**ADD A REAR WINCH SO YOUR RANGER  
WORKS HARDER THAN YOU DO**

XD 1500 P. 31

RANGER 1000 / XP 1000 P. 59

RANGER SP 570 P. 73

#### **KOLPIN RHINO GRIPS**

**IDEAL FOR CARRYING RIFLES,  
SHOTGUNS, BOWS AND CROSSBOWS**



#### **RHINO GRIP PRO**

» 2884107

» REPLACEMENT RUBBER STRAPS (2) • 2884109

ALL RANGER MODELS (EXCEPT 150 EFI)



#### **RATCHETING RHINO GRIP**

» 2881575

ALL RANGER MODELS (EXCEPT 150 EFI)



#### **RHINO GRIP XLR**

» 2889165

» REPLACEMENT RUBBER STRAPS (2) • 2889204

ALL RANGER MODELS (EXCEPT 150 EFI)



#### **RHINO GRIP XLR - DOUBLES**

» 2889166

» REPLACEMENT RUBBER STRAPS (2) • 2889204

ALL RANGER MODELS (EXCEPT 150 EFI)



All Kolpin Rhino Grips are Lock & Ride MAX / Lock & Ride compatible and come with required mounting hardware.

#### **LR LOCK & RIDE GUN RACK 6**

- Adjustable to store guns at an angle or vertical (shown at angle)
- Holds six rifles or shotguns securely with soft rubber v-grips
- Stock is secured in place with a soft molded rubber inlay along the bottom of the rack
- Rack can be adjusted into three positions based on firearm height

» 2882159

XP 1000 '17-24, CREW XP 1000 '18-24, CREW 570 FULL SIZE '18-24, CREW 1000 '20-24, 570 FULL SIZE '17-24, 1000 '20-24, XD 1500 '24, CREW XD 1500 '24



#### **IN-CAB GUN MOUNT**

- Gives you instant gun access in the field
- Mounts securely to the floor and adjusts up to 45° forward
- Robust, molded gun butt holder at base
- Quick-release barrel straps
- Easily removable
- Accommodates scope-equipped rifles

» 2883263

XP 1000 '18-24, CREW XP 1000 '19-24, CREW 1000 '20-24, 1000 '20-24, XD 1500 '24, CREW XD 1500 '24

NORTHSTAR EDITION REQUIRES 2208023 HWD KIT TO INSTALL ON THE 2019 AND NEWER MODELS



#### **POLARIS PURSUIT CAMO SxS FIELD COVER**

- Full-coverage camo print cover hides your side-by-side while in the field
- Lightweight material protects your RANGER from inclement weather

» 2882160

XP 1000 '18-24, EV '11-24, 570 FULL SIZE '17-24, 570 '14-21, SP 570 '22-24, 500 '11-24, 1000 '20-24, XD 1500 '24

COMMON ACCESSORIES

CONNECTED TECHNOLOGY

ELECTRICAL ACCESSORIES

TRACKS

COOLERS

HUNT

WINCHES

PLOWS

LIGHTING

WHEELS & TIRES



# WINCHES

## DEPENDABLE. TOUGH. BUILT FOR THE OFF-ROAD.

A Polaris Engineered winch is designed to help you get the job done right, get you on your way faster and prepare you for the unexpected.

## WHY POLARIS?

Polaris Off Road vehicles are engineered with designated mounting points and wiring for seamless install of Polaris Engineered winches.



TESTED **1,200+** PULLS AT MAX LOAD



BUILT TO WITHSTAND **-20° F** TEMPERATURES



OPERATES FULLY SUBMERGED



MILITARY TESTED & APPROVED

## UPGRADE YOUR CONTROLS

### DASH WINCH SWITCH KIT

- Allows user to add a dash switch as an additional means to control winch
- Compatible with all winches and other control methods (wireless/wired)

» 2889050

XD 1500 '24, CREW XD 1500 '24, XP 1000 '18-24, CREW XP 1000 '18-24, CREW 1000 '20-24, 1000 '20-24, XP KINETIC '23-24

### TOP SELLER POWER CONTROLLER

- Control winch/plow hydraulics from shift knob

» 2883247 (SHOWN)

XP 1000 '18-24, CREW XP 1000 '18-24, CREW 1000 '20-24, 1000 '20-24, XP KINETIC '23-24

REQUIRES WINCH ADAPTER (2884159), SOLD SEPARATELY, WHEN USING A WINCH FOR LIFTING DEVICE

» 2889162

SP 570 '22-24

» 2879227

EV '11-24, CREW 570-4 '14-21, 570 FULL SIZE '17-24, 570 '14-21, 500 '11-24

» **NEW** 2889769 LATE AVAILABILITY

XD 1500 '24, CREW XD 1500 '24

### WIRED REMOTE CONTROL

- Handle and socket both required

» REMOTE HANDLE • 4013466

» SOCKET • 4017102

WORKS WITH 2882714

» SOCKET • 4014228

WORKS WITH 2885095 & 2881669

## REPLACEMENT PARTS

### SYNTHETIC ROPE

» 6,000 LB. 2879188

» 4,500 LB. 2879187

### STEEL CABLE

» 3,500 LB. 2878890



ADD A PLOW P. 54



**TOP-OF-THE-LINE FEATURES**  
BEST FOR PLOWING, HEAVY-DUTY OUTDOOR CHORES & TRAIL RIDING



**BUILT FOR THE OFF-ROAD**  
BEST FOR THE CASUAL OFF-ROAD RIDER

## FEATURES & BENEFITS

ALL POLARIS ENGINEERED WINCHES COME WITH:



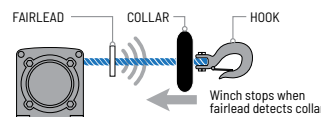
WARRANTY

- ✓ INTEGRATED WIRING, MOUNT, PREASSEMBLED
- ✓ HOOK WITH STRAP
- ✓ CUT STEEL GEARS & SEALED DRIVETRAIN
- ✓ SEALED PERMANENT MAGNET MOTOR



Retrieve cable 5x as fast as standard mode on other Polaris winches. Get back to riding or complete your task quicker.

1. Set winch dial to N (Neutral) to manually pull the rope out and secure the hook to your anchor point
2. Set winch dial to L (Low) for maximum pulling power while winching your load
3. Set winch dial to H (High) for retrieving the rope 5x faster with Rapid Rope Recovery



Auto Stop technology protects and extends the life of your winch by automatically stopping the winch at the end of pull to prevent over-spooling. While plowing, it prevents the plow frame from bending by stopping the winch once the plow has been lifted.



With its lightweight, yet extremely strong, design and superior flexibility, this 50 ft. long synthetic rope is easy to handle and can stand up to any tough job.



This convenient remote operates your Polaris winch wirelessly from within 50 ft. of the vehicle. Operate your winch safely outside your vehicle while on the job site or trails.

## PRO PRO HEAVY DUTY SERIES

## HD HEAVY DUTY SERIES

MODEL	6,000 LB.	4,500 LB.	4,500 LB.	3,500 LB.
<b>XD 1500 '24</b> <b>CREW XD 1500 '24</b>	<b>NEW</b> 2889276		<b>NEW</b> 2889275	
<b>XP 1000/CREW XP 1000 '18-24</b> <b>1000/CREW 1000 '20-24</b> <b>XP KINETIC '23-24</b> <small>NON EPS RANGER 1000 REQUIRES FRONT BUMPER</small>	<b>TOP SELLER</b> 2882710	<b>TOP SELLER</b> 2882711	<b>TOP SELLER</b> 2882714 High-Mounted 2889272	
<b>SP 570/CREW SP 570 '22-24</b> <small>2-SEAT &amp; CREW MODELS REQUIRE CABLES: 2889185</small>		2885096		<b>TOP SELLER</b> 2885095
<b>570 FULL-SIZE/CREW 570 FULL-SIZE '16-24</b> <small>REQUIRED CABLES: 3-SEAT MODELS: 2881684, CREW MODELS: 2880929</small>		2882238		<b>TOP SELLER</b> 2881669



# PLOWS

## GLACIER PRO HD PLOW SYSTEM

1000 / XP 1000 / XP KINETIC

Choose a Glacier Pro HD Plow System, designed to help you get the most out of your RANGER during snowy months. Select a system based on your plowing needs with premium add-ons including a hydraulic lift system or additional plow accessories.

### GLACIER PRO HD PLOW SYSTEM WITH HYDRAULICS & ACCESSORIES

- System includes:
- Frame (2889308)
  - 72" Poly Blade (2879317)
  - Hydraulic Angle (2889029)
  - Hydraulic Controller (2883247)
  - Plow Markers (2872726)
  - Back Drag Bar (2889329)
  - Plow Extensions (2889328)
- » 3880002
- XP 1000 '18-24, CREW XP 1000 '19-24, CREW 1000 '20-24, 1000 '20-24, XP KINETIC '23-24
- REQUIRES LIFT METHOD: SEE WINCHES

### GLACIER PRO HD PLOW SYSTEM WITH HYDRAULICS

- System includes:
- Frame (2889308)
  - 72" Poly Blade (2879317)
  - Hydraulic Angle (2889029)
  - Hydraulic Controller (2883247)
  - Plow Markers (2872726)
- » 3880003
- XP 1000 '18-24, CREW XP 1000 '19-24, CREW 1000 '20-24, 1000 '20-24, XP KINETIC '23-24
- REQUIRES LIFT METHOD: SEE WINCHES

### GLACIER PRO HD PLOW SYSTEM

- System includes:
- Frame (2889308)
  - 72" Steel Blade (2890334)
- » 3880004
- XP 1000 '18-24, CREW XP 1000 '19-24, CREW 1000 '20-24, 1000 '20-24, XP KINETIC '23-24
- REQUIRES LIFT METHOD: SEE WINCHES

SP 570

### GLACIER PRO HD PLOW SYSTEM WITH HYDRAULICS

- System includes:
- Quick Release Hook (2889577)
  - Frame (2880260)
  - 72" Steel Blade (2890335)
  - Hydraulic Angle (2889032)
  - Hydraulic Controller (2889162)
  - Plow Markers (2872726)
- » 3880006
- SP 570 '22-24 & CREW SP 570 '22-24
- REQUIRES LIFT METHOD: SEE WINCHES

### GLACIER PRO HD PLOW SYSTEM (NON BASE MODELS)

- System includes:
- Quick Release Hook (2889577)
  - Frame (2880260)
  - 66" Poly Blade (2880269)
- » 3880007
- SP 570 '22-24 & CREW SP 570 '22-24
- REQUIRES LIFT METHOD: SEE WINCHES AND HYDRAULIC LIFT OPTION

### GLACIER PRO HD PLOW SYSTEM (BASE MODELS ONLY)

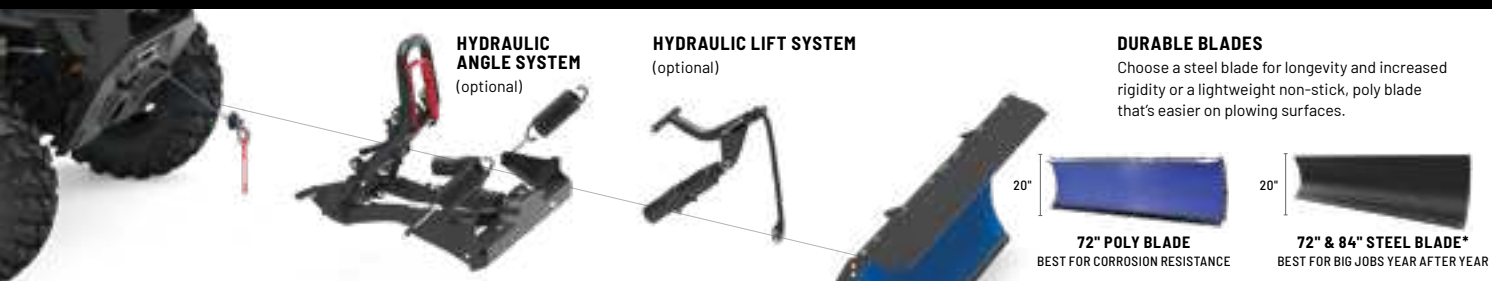
- System includes:
- Mount (2889195)
  - Quick Release Hook (2889577)
  - Frame (2880260)
  - 66" Poly Blade (2880269)
- » 3880008
- SP 570 '22-24 & CREW SP 570 '22-24
- REQUIRES LIFT METHOD: SEE WINCHES AND HYDRAULIC LIFT OPTION

1000 / XP 1000 / XP KINETIC / XD 1500

72" or 84" blades\*

Choice of poly or steel\*

Hydraulic lift & angle system option



BUILD YOUR PLOW SYSTEM	STEP 1 SELECT A MOUNT	STEP 2 SELECT A FRAME	STEP 3 SELECT PLOW CONTROL		STEP 4 SELECT A BLADE
MODELS	MOUNT	FRAME	HYDRAULICS	WINCHES	BLADES
XP 1000 '18-24 CREW XP 1000 '19-24 1000 '20-24 CREW 1000 '20-24 XP KINETIC '23-24	Not Required INTEGRATED INTO FACTORY BUMPER  NON EPS RANGER 1000 REQUIRES FRONT BUMPER	Frame 2889308  Track Extension 2879871  Replacement T Shear Pin 2204829  Glacier Pro HD Kickstand System 2207382	Hydraulic Lift System 2889058  Glacier Pro HD Plow Hydraulic Angle System 2889029  TOP SELLER Power Controller 2883247 REQUIRED FOR HYDRAULIC COMPONENTS	Polaris Pro HD 6,000 lb. Winch 2882710  TOP SELLER Polaris Pro HD 4,500 lb. Winch 2882711  Power Controller Winch Adapter 2884159	72" Poly 2879317  TOP SELLER 72" Steel 2890334
XD 1500 '24 CREW XD 1500 '24	Not Required INTEGRATED INTO FACTORY BUMPER	NEW Glacier Pro HD Plow Frame 2889112	NEW Hydraulic Plow Lift Kit 2890303 LATE AVAILABILITY NEW Hydraulic Plow Angle Kit 2890304 LATE AVAILABILITY	NEW Polaris Pro HD 6,000 lb. Winch 2889276 NEW Power Controller Winch Adapter 2889769 LATE AVAILABILITY	NEW 84" Steel 2889111


\* 84" Blade only available in steel. Fits XD 1500 and Crew XD 1500 models only.

SP 570 / 570 / 500 / 570 FULL-SIZE

72" or 66" blades

Choice of poly or steel

Hydraulic angle system option



BUILD YOUR PLOW SYSTEM	STEP 1 SELECT A MOUNT	STEP 2 SELECT A FRAME	STEP 3 SELECT PLOW CONTROL	WINCH	STEP 4 SELECT A BLADE
MODELS	MOUNT	FRAME	HYDRAULICS	WINCH	BLADES
570 FULL-SIZE '16-24 CREW 570 FULL-SIZE '16-24 500 '10-24 570 '10-21 CREW 570 '10-21 LI-ION EV '15-24 EV '15-24	Mount & Quick Release Hook 2880261	TOP SELLER Frame 2880260  Frame Extension 2880267 FOR VEHICLES USING TRACK SYSTEM	Glacier Pro HD Plow Hydraulic Angle System 2889032  Power Controller 2879227 NO SHIFTER TO MOUNT CONTROLLER ON EV REQUIRED FOR HYDRAULIC COMPONENTS	Polaris Pro HD 4,500 lb. Winch 2882238	TOP SELLER 72" Steel 2890335  66" Poly 2880269  TOP SELLER 66" Steel 2890336
SP 570 '22-24 CREW SP 570 '22-24 PREMIUM AND NORTHSTAR EDITION MODELS	Quick Release Hook 2889577 REQUIRED FOR ALL TRIMS MOUNT INTEGRATED INTO FRONT BUMPER	Replacement Shear Pin 2205527	Glacier Pro HD Plow Hydraulic Angle System 2889032  Power Controller 2889162 NO SHIFTER TO MOUNT CONTROLLER ON EV REQUIRED FOR HYDRAULIC COMPONENTS	Polaris Pro HD 4,500 lb. Winch 2885096	
SP 570 '22-24 CREW SP 570 '22-24	Mount 2889195 Quick Release Hook 2889577				

## PLOW ACCESSORIES

### PLOW BLADE SNOW DEFLECTOR

- » 72" • 2858541
- » 66" • 2879866
- » 60" • 2871808

### HEAVY-DUTY SNOW PLOW DEFLECTOR

- » 72" • 2884160
  - » NEW 84" • 2889749
- XD 1500 '24, CREW XD 1500 '24
- REQUIRES 84" STEEL BLADE (2889111), SOLD SEPARATELY

### QUICK RELEASE SKID SHOES

- Helps prevent blade wear
  - Hardened steel for industrial strength
- » 2205223

### COIL SPRING SPACER

- Keep the front end of the vehicle up and improve ride quality when using a plow on strut or A-Arm vehicles
- » 2872655

### GLACIER 6" PLOW EXTENSIONS

- 6" steel plow extensions that attach to the side of 66" and 72" Glacier Pro HD plows
- » 2889328

### NEW 84" UPPER PLOW EXTENSION

- Adds additional height to blade to push more snow
- » 2889748
- XD 1500 '24, CREW XD 1500 '24
- REQUIRES 84" STEEL BLADE (2889111), SOLD SEPARATELY

### NEW INTAKE PRE-FILTER KIT - SNOW

- Pre-filter kit for trouble-free use in snowy conditions
- » 2890251
- XD 1500 '24, CREW XD 1500 '24

### WEAR BARS

- Protect your plow blade and minimize wear on the actual blade

- » 72" STEEL • 2204976
- » 72" HD STEEL • 2879875
- » 72" UHMWPE • 2890289
- » 66" STEEL • 2879867
- » 66" HD STEEL • 2879868
- » 60" STEEL • 2877243
- » 66" UHMWPE • 2890290

### PLOW BACK DRAG BAR

- Has a hinged, rear facing cutting edge that improves back dragging performance and allows the bar to float when plowing forward to reduce wear and tear
- » 72" • 2889329
- » NEW 84" • 2889747

### QUICK RELEASE SKID SHOES

- Helps prevent blade wear
  - Hardened steel for industrial strength
- » 2208864

### PLOW MARKER

- Helps driver monitor plow blade position
  - Sold in pairs
- » 2872726

### PLOW LINK

- » 2204974

CHOOSE A PLOW SYSTEM

BUILD A PLOW SYSTEM

COMMON ACCESSORIES

CONNECTED TECHNOLOGY

ELECTRICAL ACCESSORIES

TRACKS

COOLERS

HUNT

WINCHES

PLOWS

LIGHTING

WHEELS & TIRES



# PLOWS

## GLACIER HD PLOW SYSTEM

### MAKE QUICK WORK OF THE SMALLER JOBS


Move some snow with the sturdy and capable Glacier HD plow system, and discover why a major snowfall can be the highlight of your week. With a robust frame, beefy poly and steel blade options, convenient Lock & Ride mounting and dismounting and amazing value, Glacier HD is a great choice in the dead of winter.

#### 3-SEAT & CREW

72" or  
66" blades

Choice of  
poly or steel

Manual angle  
system standard



17" **66" POLY BLADE**  
BEST FOR CORROSION RESISTANCE

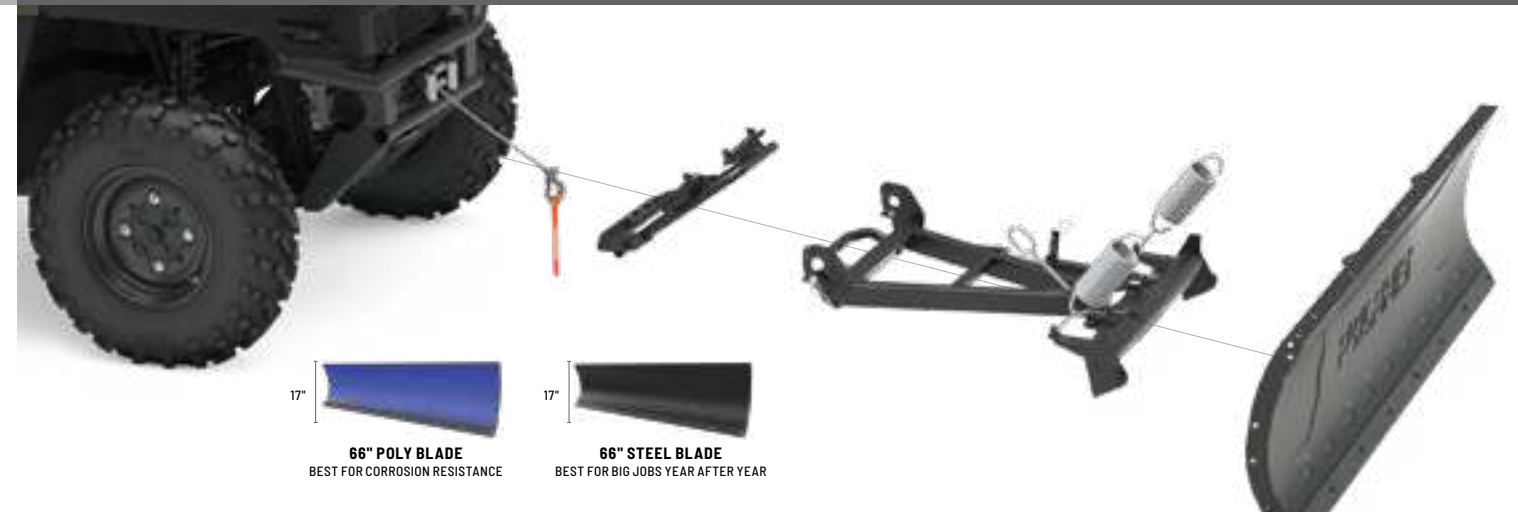
20" **72" STEEL BLADE**  
BEST FOR BIG JOBS YEAR AFTER YEAR

**BLADE MATERIAL**  
Durable poly and steel blades are designed to push more. Choose a steel blade for longevity and increased rigidity or a lightweight non-stick, poly blade that's easier on plowing surfaces.

#### 2-SEAT & CREW 570 FULL-SIZE & CREW

66"  
blades

Choice of  
poly or steel



17" **66" POLY BLADE**  
BEST FOR CORROSION RESISTANCE

17" **66" STEEL BLADE**  
BEST FOR BIG JOBS YEAR AFTER YEAR

#### BUILD A PLOW SYSTEM

MODELS	STEP 1 SELECT A MOUNT	STEP 2 SELECT A FRAME	STEP 3 SELECT A LIFT METHOD	STEP 4 SELECT A BLADE
<b>XP 1000</b> '18-24 <b>CREW XP 1000</b> '19-24 <b>1000</b> '20-24 <b>CREW 1000</b> '20-24 <b>XP KINETIC</b> '23-24  <small>NOT COMPATIBLE WITH 29" OR LARGER TIRES</small>	<b>Not Required</b> <small>INTEGRATED INTO FACTORY BRUSHGUARD</small>  <small>NON EPS RANGER 1000 REQUIRES FRONT BUMPER</small>	<b>Frame</b> 2889307  <b>Replacement Shear Pin</b> 2205527	<small>TOP SELLER</small> <b>72" Steel</b> 2890335  <small>TOP SELLER</small> <b>Polaris HD 4,500 lb. Winch</b> 2882714	<small>TOP SELLER</small> <b>66" Poly</b> 2880269  <small>TOP SELLER</small> <b>66" Steel</b> 2890336

#### BUY A PLOW SYSTEM

**GLACIER HD PLOW SYSTEM**

System includes:

- Frame (2889307)
- 72" Steel Blade (2890335)

» **3880005**  
 XP 1000 '18-24, CREW XP 1000 '19-24, CREW 1000 '20-24, 1000 '20-24, XP KINETIC '23-24  
REQUIRES LIFT METHOD; SEE WINCHES

#### BUILD A PLOW SYSTEM

MODELS	STEP 1 SELECT A MOUNT	STEP 2 SELECT A FRAME	STEP 3 SELECT A LIFT METHOD	STEP 4 SELECT A BLADE
<b>570 FULL-SIZE</b> '16-24 <b>CREW 570 FULL-SIZE</b> '16-24 <b>500/ETX</b> '10-24 <b>570</b> '10-21 <b>CREW 570</b> '10-21 <b>LI-ION EV</b> '15-24 <b>EV</b> '15-24	<b>Mount</b> 2879105  <b>Mount</b> 2889195 <small>NOT REQUIRED ON PREMIUM AND NORTHSTAR EDITION MODELS</small>	<b>Frame</b> 2889307  <b>Replacement Shear Pin</b> 2205527	<small>TOP SELLER</small> <b>Polaris HD 3,500 lb. Winch</b> 2881669  <b>Polaris Pro HD 4,500 lb. Winch</b> 2885096	<b>66" Poly</b> 2880269  <small>TOP SELLER</small> <b>66" Steel</b> 2890336

#### BUY A PLOW SYSTEM

**GLACIER HD PLOW SYSTEM**

System includes:

- Frame (2889307)
- 66" Steel Blade (2890336)

» **3880009**  
 SP 570 '22-24 & CREW SP 570 '22-24  
REQUIRES LIFT METHOD; SEE WINCHES

#### PLOW ACCESSORIES

##### WEAR BARS

- Protect your plow blade and minimize wear on the actual blade
- » 72" STEEL • 2204976
- » 72" HD STEEL • 2879875
- » 66" STEEL • 2879867
- » 66" HD STEEL • 2879868
- » 60" STEEL • 2877243

##### PLOW BLADE SNOW DEFLECTOR

- » 72" • 2858541
- » 66" • 2879866
- » 60" • 2871808

##### HEAVY-DUTY SNOW PLOW DEFLECTOR

- » 72" • 2884160

##### QUICK RELEASE SKID SHOES

- Helps prevent blade wear
- Hardened steel for industrial strength
- » 2208864

##### COIL SPRING SPACER

- Keep the front end of the vehicle up and improve ride quality when using a plow on strut or A-Arm vehicles
- » 2872655

##### QUICK RELEASE SKID SHOES

- Helps prevent blade wear
- Hardened steel for industrial strength
- » 2208864

##### PLOW MARKER

- Helps driver monitor plow blade position
- Sold in pairs
- » 2872726

##### GLACIER PLOW LINK

- » 2204974





**POLARIS ENGINEERED ADVANTAGES**

**MOUNTS PERFECTLY**  
Designed for your Polaris Engineered bumper, roof or other mounting point

**MAX PERFORMANCE**  
Validated to work as hard as your machine does

**DOESN'T OVERTAX**  
Trust it to work when you need it to

**PRO ARMOR**



**ADVANCED TECH**

RIGID® lights are driven by Aluminum PCB Smart Boards®, 6063-T5 aircraft aluminum extruded housings and Tiger Drylac® UV protection polyester powdercoating.

**EXCLUSIVE OPTICS**

RIGID® lights feature impact-resistant polycarbonate lenses for a 100% water/dustproof seal.

**RIGID® LIMITED LIFETIME WARRANTY**

If you own a RIGID® light and it breaks, we will replace or repair it for life.\*

**RUGGED CONSTRUCTION**

Pro Armor lights are designed to be big and beefy with an aggressive style all their own, and housed in IP67 marine-grade rated UV polyester powdercoating.

**MASSIVELY BRIGHT**

Pro Armor builds bright lights designed for any riding experience. All that power is directed through heat dissipating aluminum for streamlined heat management.

LIGHT BAR TYPES



**SR-SERIES PRO**

Sleek, powerful, low-profile (under 2" tall). Lights extreme distances with low energy usage.

Available in 10" & 32"



**D-SERIES PRO**

Compact to fit almost anywhere with high output and low energy usage.

Available in Driving, Flood & Spot



**DUAL-ROW LED**

The most spread and farthest illumination downrange. Easy to mount.

Available in 11" & 31"



**SINGLE-ROW LED**

Powerful, compact, low-profile light bars with sleek look.

Available in 11", 20", 33" & 40"

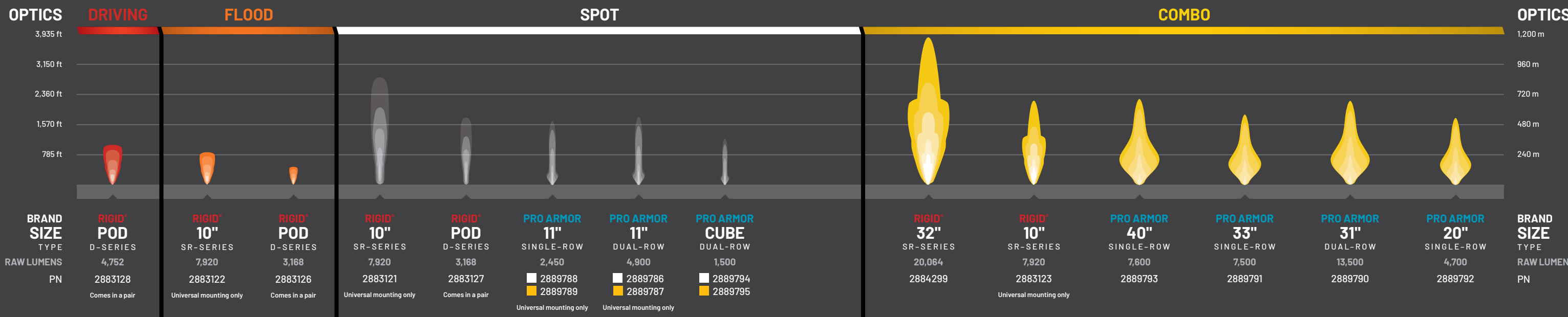


**CUBE LED**

Small size allows mounting in strategic locations for added lighting.

Available in Spot

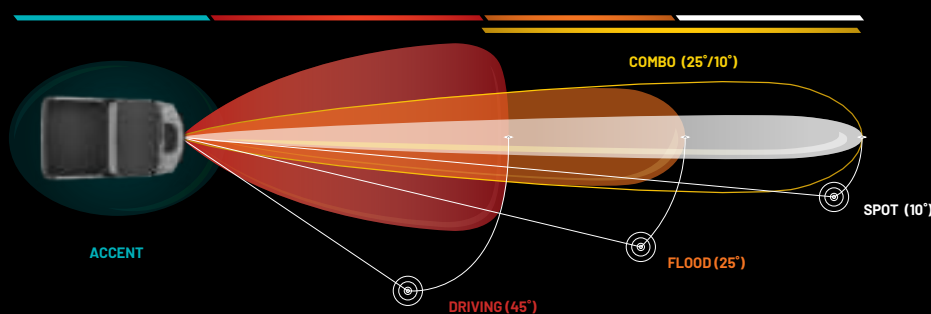
LIGHT BAR OPTIONS



**BUILD YOUR VISION**

Consider the optics, angle and how you will use your vehicle to choose the right light or set of lights.

OPTICS LIGHT ANGLE	ACCENT	DRIVING (45°)	FLOOD (25°)	SPOT (10°)	COMBO (25°/10°)
<b>DRIVING SPEED</b>	All	Slow to medium	Slow to medium	High	All
<b>BEAM</b>	Diffused glow	Extra-wide	Wide/shorter	Concentrated/long	Inner spot & outer flood
<b>RECOMMENDED MOUNTING</b>	Low/wheel well	All points	Low/rear	High points	All points
<b>TERRAIN &amp; RIDING STYLE</b>	Added style & personalization in any terrain	All riding & utility	Wide-open terrain or trails & utility	Trail & tight conditions	All riding & utility



\* If RIGID® determines, in its sole discretion, that your product is defective in material or workmanship, RIGID® will honor your warranty claim. In some cases the product will be replaced, depending on the specific time frame of the purchase. If the product is repaired, all parts, labor, and return shipping may be covered by RIGID®.

**ADD A HARNESS TO MOUNT YOUR LIGHTS**

MODELS	LIGHT BAR SET-UPS	
	1 LIGHT IN 1 LOCATION ON 1 SWITCH	2 LIGHTS IN 2 LOCATIONS ON 1 SWITCH
EV 15-24, CREW 570-4 15-21, CREW 570 FULL SIZE 18-24, 570 FULL SIZE 17-24, 570 15-21, 500 17-24	<b>TOP SELLER</b> LIGHT BAR HARNESS 2882209	<b>TOP SELLER</b> LIGHT BAR HARNESS 2882209
SP 570 22-24, NON-PREMIUM AND NON-NORTHSTAR MODELS REQUIRE BATTERY CONNECTION CABLE	UPPER SWITCH PANEL LIGHT BAR HARNESS* 2889675	Y-HARNESS 2879660
XP 1000 18-21, CREW XP 1000 19-21, 1000 20-21, CREW 1000 20-21, XP KINETIC 23-24	SEE P. 80 FOR <b>PULSE</b> WIRING CONNECTIONS	
XD 1500 24, CREW XD 1500 24		

**BATTERY CONNECTION CABLES**

**3-SEAT & CREW**

- » 3-SEAT • 2879388
- XP 1000 17
- » CREW • 2879685
- CREW XP 1000 17-18

**2-SEAT & CREW**

- » **TOP SELLER** 2-SEAT • 2879990
- EV 15-24, 570 15-21, 500 17-24
- » CREW • 2880929
- CREW 570-4 15-21
- » 570 • 2881684
- EV 15-24, 570 15-21, 500 17-24
- » SP 570 • 2889185
- SP 570 SPORT 22-24, CREW SP 570 SPORT 22-24

**1 LED LIGHT BAR WIRING HARNESS - REAR FACING CREW EXTENSION**

- For installing rear facing light on Crew models
- » 2883854
- XP 1000 20-24, CREW XP 1000 19-24, CREW 1000 20-24
- TO BE USED WITH LIGHT BAR HARNESS (2889675)

**LIGHT BAR MOUNT**

- Optional cast mount for added style
- Compatible with all Pro Armor light bars
- » 2890053

**NEW! CAST LIGHT BAR MOUNT**

- » 2889930
- XD 1500 24, CREW XD 1500 24

**SHOP & VERIFY VEHICLE FITMENT AT POLARIS.COM/SHOPRANGER**

ADD ADDITIONAL EXTERNAL LIGHTING P. 48

COMMON ACCESSORIES

CONNECTED TECHNOLOGY

ELECTRICAL ACCESSORIES

TRACKS

COOLERS

HUNT

WINCHES

PLOW

LIGHTING

WHEELS & TIRES



# WHEELS & TIRES

## SUPERIOR PERFORMANCE & DURABILITY

### LIFELONG PERFORMANCE

- Every tire is designed and constructed with longevity in mind
- 3,000+ mile rated (4,828 kilometers)

### PREMIUM PROTECTION

- Pro Armor makes tires with extra protection exactly where it's needed most – the sidewall
- Triple-belted sidewalls keep your tires more resistant so you can keep going

### TOUGH TIRES

- Higher ply ratings mean added protection
- Pro Armor builds 8 or 10-ply rated tires for higher puncture-resistance

### KNOW YOUR TIRES

DIMENSIONS			USAGE	TREAD DEPTH	TIRE WEIGHT	PLY RATING	SIDEWALL BELTS	LOAD RATING
<b>29" x 11" R14</b>			FRONT/REAR	<b>16 mm</b>	<b>35 LBS</b>	<b>8</b>	<b>3</b>	<b>1,320 LBS</b>
Part Number								
TIRE HEIGHT	TIRE WIDTH	WHEEL DIAMETER	Where can you use the tire	Deeper treads have more grip in all conditions	A lighter tire makes for improved vehicle performance	Indicates tire puncture-resistance	Increase your resistance to sidewall punctures	How much weight can the tire handle

### KNOW YOUR TERRAIN

 <b>TRAIL</b>	<ul style="list-style-type: none"> <li>• Tread patterns optimized for extreme traction</li> <li>• Ideal for both hard pack &amp; loose trail</li> </ul>	 <b>MUD</b>	<ul style="list-style-type: none"> <li>• Extra deep treads</li> <li>• Self-cleaning lugs</li> </ul>
 <b>DESERT</b>	<ul style="list-style-type: none"> <li>• Provides traction &amp; durability</li> <li>• Performs in hard sand, jagged rocks or any extreme terrain</li> </ul>	 <b>UTILITY</b>	<ul style="list-style-type: none"> <li>• Triple-belted sidewalls to resist puncture</li> <li>• Purpose-built, long lasting tread patterns</li> </ul>
 <b>ROCK</b>	<ul style="list-style-type: none"> <li>• Flexible "grippy" tread</li> <li>• Aggressive side bite</li> </ul>	 <b>SNOW</b>	<ul style="list-style-type: none"> <li>• Handles extreme cold</li> <li>• Holds shape &amp; provides traction</li> </ul>

### KNOW YOUR WHEELS

#### STEP 1: SELECT YOUR SERIES

4 = 40-SERIES 5 = 50-SERIES

#### STEP 2: CHOOSE YOUR LOAD RATING

1 = <800 LBS 2 = 801 - 1,300 LBS 3 = 1,301 - 1,600+ LBS

#### STEP 3: PICK YOUR STYLE

OFFSET / BEADLOCK / COLOR

INCREASE OFFSET FROM STOCK = NARROWER STANCE  
DECREASE OFFSET FROM STOCK = WIDER STANCE

### WAYS TO SHOP >>>



### TIRES BY SIZE

26"	27"	28"	29"	30"	32"
ATTACK DUAL-THREAT	HARVESTER MUD XC	ATTACK 2.0 CRAWLER XG	DUAL-THREAT HD-K	ATTACK 2.0 CRAWLER AT	ATTACK 2.0 DUAL-THREAT
HARVESTER PRESERVE	PRESERVE TREKKER	CRAWLER XR HARVESTER	MUD XC TREKKER	CRAWLER XG CRAWLER XP	CRAWLER AT CRAWLER XG
TREKKER XD-K	X TERRAIN		X TERRAIN	CRAWLER XR HARVESTER	CRAWLER XG CRAWLER XR
				MUD XC HARVESTER	CRAWLER XR HARVESTER
				PRO RUNNER TREKKER	PRO RUNNER TREKKER

### TIRES BY TERRAIN

TRAIL	ROCK	DESERT	MUD	UTILITY	SNOW
ATTACK	ATTACK 2.0	ATTACK	MUD XC	HARVESTER	ATTACK 2.0
ATTACK 2.0	CRAWLER AT	ATTACK 2.0		HD-K	ATTACK 2.0
CRAWLER AT	CRAWLER XG	CRAWLER AT		PRESERVE	HARVESTER
CRAWLER XG	CRAWLER XR	CRAWLER XG		TREKKER	HD-K
CRAWLER XP	CRAWLER XR	CRAWLER XP		XD-K	XD-K
CRAWLER XR	DUAL-THREAT	CRAWLER XR		X TERRAIN	
DUAL-THREAT	PRO RUNNER	DUAL-THREAT			
HARVESTER		PRO RUNNER			
HD-K					
MUD XC					
PRESERVE					
PRO RUNNER					
TREKKER					
XD-K					
X TERRAIN					

### WHEELS BY SIZE

14"	15"
40-SERIES (20 TIRE OPTIONS)	50-SERIES (20 TIRE OPTIONS)
4201	5201
4202	5202
4203 BEADLOCK	5203 BEADLOCK
4204	5204
4205	5206
4301 BEADLOCK	5301 BEADLOCK
HD DUAL BEADLOCK	5304 BEADLOCK
	5306
	5307
	5307 BEADLOCK

COMMON ACCESSORIES

CONNECTED TECHNOLOGY

ELECTRICAL ACCESSORIES

TRACKS

COOLERS

HUNT

WINCHES

PLOWS

LIGHTING

WHEELS & TIRES



# TIRES

## PICKING THE RIGHT UTILITY TIRE

UTILITY FEATURE	X TERRAIN	PRESERVE	HARVESTER	XD-K	HD-K
<b>5,000 Mile / 8,047 Kilometer Rated</b> Long life and performance	X	X	X		
<b>10-Ply Rated</b> Higher ply ratings means added protection		X	X	X	X
<b>Low Impact Tread</b> Easy on soil		X			
<b>Heavy-Duty Tread</b> Aggressive tread pattern for all day work on farms or ranches	X		X	X	X
<b>Turf-Friendly</b> Easy on grass and farm yard	X	X	X		
<b>Aramid Fiber Belt</b> 5x times stronger than steel and lighter				X	X
<b>Size Options</b> For exactly how you want to use your machine	27", 29"	26", 27"	26", 27", 28" 30", 32"	26"	29"



### PRO ARMOR HARVESTER

- All-around work horse with tread life of 5,000 miles / 8,047 km
- Tread pattern designed to withstand anything from the farmyard to the pastures and the trail
- With 10-ply, it can carry the load day in and day out

	TREAD DEPTH	TIRE WEIGHT	PLY RATING	SIDEWALL BELTS	LOAD RATING
12" 26" x 8" R12 5416396 FRONT	16 mm	24 lbs	10	3	855 lbs
12" 26" x 10" R12 5415966 REAR		32 lbs			855 lbs
14" 27" x 10" R14 5415965 FRONT/REAR		32 lbs			1,320 lbs
14" 28" x 10" R14 5416347 FRONT/REAR		34 lbs			1,320 lbs
15" 30" x 10" R15 5417529 FRONT/REAR		37 lbs			1,320 lbs
15" 32" x 10" R15 5418256 FRONT/REAR		44 lbs			1,650 lbs

\* Fits XD 1500 / Crew XD 1500 only



### X TERRAIN

- Built to perform through the toughest obstacles on any trail
- Durability-driven design to provide a comfortable, confident ride
- 8-ply, triple-belted ballistic sidewalls resist punctures

	TREAD DEPTH	TIRE WEIGHT	PLY RATING	SIDEWALL BELTS	LOAD RATING
14" 27" x 9" R14 5418330 FRONT	16 mm	26 lbs	8	3	805 lbs
14" 27" x 11" R14 5418331 REAR		31 lbs			965 lbs
14" 29" x 9" R14 5418332 FRONT		30 lbs			1,100 lbs
14" 29" x 11" R14 5418333 REAR		35 lbs			1,320 lbs



### PRO ARMOR XD-K

- 26" Aramid fiber-belted tire to tackle any terrain
- Unique full-face tread design
- Harder durometer lugs promotes extended wear, increasing tire life

	TREAD DEPTH	TIRE WEIGHT	PLY RATING	SIDEWALL BELTS	LOAD RATING
12" 26" x 9" R12 5415756 FRONT	31.7 mm	28 lbs	10	3/1 Aramid Fiber Belt	855 lbs
12" 26" x 11" R12 5415757 REAR		32 lbs			1,100 lbs



### PRO ARMOR PRESERVE

- Turf-friendly for areas where low-impact from tire tread is needed
- Rounded profile and special tread pattern to limit footprint

	TREAD DEPTH	TIRE WEIGHT	PLY RATING	SIDEWALL BELTS	LOAD RATING
12" 26" x 8" R12 5416403 FRONT	16 mm	24 lbs	10	3	855 lbs
12" 26" x 10" R12 5416402 REAR		28 lbs			1,320 lbs
14" 27" x 10" R14 5416348 FRONT/REAR		28 lbs			1,390 lbs



### PRO ARMOR HD-K

- Designed to provide a smooth ride and aggressive traction in all riding terrains
- Triple-belted sidewall provides extreme protection and extends the tire life
- Quad belt tread core offers superior protection and longer tread life

	TREAD DEPTH	TIRE WEIGHT	PLY RATING	SIDEWALL BELTS	LOAD RATING
14" 29" x 10" R14 5417507 FRONT/REAR	31.75 mm	40 lbs	10	3/1 Aramid	1,320 lbs



COMMON ACCESSORIES

CONNECTED TECHNOLOGY

ELECTRICAL ACCESSORIES

TRACKS

COOLERS

HUNT

WINCHES

PLOWS

LIGHTING

WHEELS & TIRES



# TIRES



## PRO ARMOR CRAWLER XR

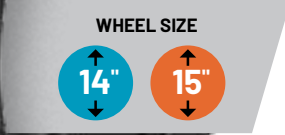
- Premium grip for all terrains, from the trail to the rocks
- Square block profile for even surface contact
- A tougher durometer than the XG to take on the toughest the trail has to offer

		TREAD DEPTH	TIRE WEIGHT	PLY RATING	SIDEWALL BELTS	LOAD RATING
14"	28" x 10" R14 5415536	FRONT/ REAR	32 lbs			1,140 lbs
15"	30" x 10" R15* 5418254	FRONT/ REAR	37 lbs	8	3	1,280 lbs
15"	32" x 10" R15* 5416114	FRONT/ REAR	39 lbs			1,390 lbs

\* Fits XD 1500 / Crew XD 1500 only



FRONT/REAR



## PRO ARMOR CRAWLER XG

- Built to crawl over all obstacles, both large and small
- A soft, sticky compound makes this tire ideal for both rock crawling and desert running
- 8-ply, triple-belted ballistic sidewalls resist punctures

		TREAD DEPTH	TIRE WEIGHT	PLY RATING	SIDEWALL BELTS	LOAD RATING
15"	28" x 10" R15 5416346	FRONT/ REAR	32 lbs			1,110 lbs
15"	30" x 10" R15* 5416397	FRONT/ REAR	39 lbs	8	3	1,280 lbs
15"	32" x 10" R15* 5416699	FRONT/ REAR	42 lbs			1,390 lbs

\* Fits XD 1500 / Crew XD 1500 only



FRONT/REAR



## NEW PRO ARMOR CRAWLER AT

- Directional tread for optimal performance
- Greater lug separation for easy mud clean out
- 8-ply, triple-belted ballistic sidewalls resist punctures

		TREAD DEPTH	TIRE WEIGHT	PLY RATING	SIDEWALL BELTS	LOAD RATING
15"	30" x 10" R15 5417534	FRONT/ REAR	36 lbs	8	3	1,280 lbs
15"	32" x 10" R15 5417535	FRONT/ REAR	39 lbs			1,390 lbs

\* Fits XD 1500 / Crew XD 1500 only



FRONT/REAR



## NEW PRO ARMOR CRAWLER XP

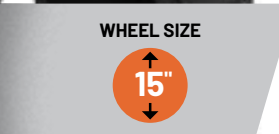
- Ideal for overlanding, rock crawling and desert running with a soft, sticky compound
- Built to maneuver over large and small obstacles
- 8-ply, triple-belted ballistic sidewalls with anti-puncture strength

		TREAD DEPTH	TIRE WEIGHT	PLY RATING	SIDEWALL BELTS	LOAD RATING
15"	30" x 10" R15 5418329	FRONT/ REAR	38 lbs	8	3	1,280 lbs
15"	32" x 10" R15 5418110	FRONT/ REAR	42 lbs			1,390 lbs

\* Fits XD 1500 / Crew XD 1500 only



FRONT/REAR



## WHAT CRAWLER ARE YOU?



### XR

#### SINGLE DUROMETER

- Smaller lug height and single durometer gives this high-speed tire added rigidity and lateral stability when cornering
- Unique lug design excels in hard-pack, fast terrain



### AT

#### DIRECTIONAL LUG PATTERN

- The same taller lug height as Crawler XG, providing more grip and better traction
- Wider lug spacing for excellent mud clean-out



### XG

#### DUAL-DUROMETER

- Taller lug height and dual-durometer construction
- Perfect balance between high-speed performance, durability and flex in order to grip slick rock



### XP

#### DUAL-DUROMETER

- Channeled outer lugs for superior handling in soft dirt and clay
- Extended side lugs for greater traction on rocks and in sand

COMMON ACCESSORIES

CONNECTED TECHNOLOGY

ELECTRICAL ACCESSORIES

TRACKS

COOLERS

HUNT

WINCHES

PLOWS

LIGHTING

WHEELS & TIRES



# TIRES



## PRO ARMOR ATTACK

- The best all-purpose tire for all-season traction in any terrain
- Unique, full-face tread design
- Harder durometer lugs promote extended wear, increasing tire life
- Wider spaced lugs provide more grip in softer terrain

	TREAD DEPTH	TIRE WEIGHT	PLY RATING	SIDEWALL BELTS	LOAD RATING
14" 26" x 9" R14 5415613	23 mm	28 lbs	8	3	910 lbs
14" 26" x 11" R14 5415614		32 lbs			1,320 lbs



## PRO ARMOR PRO RUNNER

- Designed to be lightweight, high-performance and quicker in corners/flats
- Triple-belted sidewalls offer extra protection where it's needed the most
- Lug separation provides a great grip and an easy clean in mud and sand

	TREAD DEPTH	TIRE WEIGHT	PLY RATING	SIDEWALL BELTS	LOAD RATING
15" 30" x 9" R15 5417531	14 mm	30 lbs	8	3	1,170 lbs
15" 32" x 9.5" R15 5417532		36 lbs			1,390 lbs

\* Fits XD 1500 / Crew XD 1500 only



## PRO ARMOR ATTACK 2.0

- Engineered for excellent hard pack performance
- Dual-compound technology and radial construction offer performance in all terrains
- Tight tread pattern for quieter ride

	TREAD DEPTH	TIRE WEIGHT	PLY RATING	SIDEWALL BELTS	LOAD RATING
15" 28" x 10" R15 5416344	25 mm	32 lbs	10	3	1,110 lbs
15" 30" x 10" R15 5416345		38 lbs			1,235 lbs
15" 32" x 10" R15 5418252		44 lbs			1,390 lbs

\* Fits XD 1500 / Crew XD 1500 only



## PRO ARMOR MUD XC

- Designed as the perfect mud-trail crossover for a smooth ride on the trail and aggressive traction in the mud
- Dual-compound technology with harder durometer lugs promote extended wear, increasing tire life
- 10-ply construction means added protection in the toughest terrain

	TREAD DEPTH	TIRE WEIGHT	PLY RATING	SIDEWALL BELTS	LOAD RATING
14" 27" x 9" R14 5416947	30 mm	30 lbs	10	3	1,170 lbs
14" 27" x 11" R14 5416948		32 lbs			1,320 lbs
14" 29" x 10" R14 5416946		39 lbs			1,390 lbs
15" 30" x 10" R15 5418253		39 lbs			1,280 lbs

\* Fits XD 1500 / Crew XD 1500 only



**TIGHTER TREAD PATTERN**  
Better traction in hard pack

**DUAL-DUROMETER LUG**  
Increased grip & traction in rough terrain, smoother ride in all terrain

**10-PLY RATED**  
Increased durability

**LARGER SIZE OFFERING IN 28"**  
More ground clearance & trail traction

**DUAL-COMPOUND = MORE GRIP + LONGER LIFE**

Firmer Durometer Rubber = Longer Life



Softer Durometer Rubber = More Grip



## PRO ARMOR TREKKER

- Specialized tread design provides a quiet ride
- Graduated lug depth maximizes the contact patch for ultimate predictability
- 8-ply, triple belted nylon construction

	TREAD DEPTH	TIRE WEIGHT	PLY RATING	SIDEWALL BELTS	LOAD RATING
12" 26" x 10" R12 5418673	11-17 mm graduated	29 lbs	8	3	1,020 lbs
14" 27" x 10" R14 5418674		30 lbs			1,080 lbs
14" 29" x 10" R14 5418675		32 lbs			1,205 lbs
15" 30" x 10" R15 5418676		34 lbs			1,235 lbs
15" 32" x 10" R15 5418677		37 lbs			1,390 lbs

\* Fits XD 1500 / Crew XD 1500 only



## PRO ARMOR DUAL-THREAT

- Dual-compound technology and radial construction offer performance in all terrains
- Softer durometer rubber on outer edge for overall superior grip and feel
- Harder durometer rubber in the middle for increased traction during acceleration and longer tread life

	TREAD DEPTH	TIRE WEIGHT	PLY RATING	SIDEWALL BELTS	LOAD RATING
14" 26" x 9" R14 5416340	16 mm	27 lbs	10	3	910 lbs
14" 26" x 11" R14 5416341		30 lbs			1,110 lbs
14" 29" x 9" R14 5416342		30 lbs			1,110 lbs
14" 29" x 11" R14 5416343		35 lbs			1,320 lbs
15" 32" x 10" R15 5416753		38 lbs			1,990 lbs

\* Fits XD 1500 / Crew XD 1500 only



COMMON ACCESSORIES

CONNECTED TECHNOLOGY

ELECTRICAL ACCESSORIES

TRACKS

COOLERS

HUNT

WINCHES

PLOWS

LIGHTING

WHEELS & TIRES



# WHEELS



15"

## 50-SERIES

**A 5201**

WEIGHT: 17.1 LBS	LOAD RATING: 1,300 LBS	OFFSET: +4
ACCENT	FRONT/REAR 15" x 7"	1523184-266
MATTE BLACK	FRONT/REAR 15" x 7"	1523184-458

**B 5202**

WEIGHT: 17.8 LBS	LOAD RATING: 1,300 LBS	OFFSET: +4
ACCENT	FRONT/REAR 15" x 7"	1523102-266
MATTE BLACK	FRONT/REAR 15" x 7"	1523102-458

**C 5203 BEADLOCK** ○ ○

WEIGHT: 16 LBS	LOAD RATING: 1,300 LBS	OFFSET: +38
MATTE BLACK	FRONT/REAR 15" x 7"	1522435-458

**D 5204** ○

WEIGHT: 13.5 LBS	LOAD RATING: 1,300 LBS	OFFSET: +55
MATTE BLACK	FRONT/REAR 15" x 7"	1522550-458

○ LUG NUTS REQUIRED P. 107

**NEW**  
**E 5206** ⑤

WEIGHT: 15.5 LBS	LOAD RATING: 1,200 LBS	OFFSET: +55
MATTE BLACK	FRONT/REAR 15" x 7"	1524041
ONLY COMPATIBLE WITH XD 1500. NOT COMPATIBLE WITH CREW XD 1500		

**F 5301 BEADLOCK**

WEIGHT: 17 LBS	LOAD RATING: 1,600 LBS	OFFSET: +38
ACCENT	FRONT/REAR 15" x 7"	1523282
MATTE BLACK	FRONT/REAR 15" x 7"	1523266

**NEW**  
**G 5304 BEADLOCK** ⑤

WEIGHT: 16 LBS	LOAD RATING: 1,600 LBS	OFFSET: +62
MATTE BLACK	FRONT/REAR 15" x 7"	1525420
ONLY COMPATIBLE WITH XD 1500 / CREW XD 1500		

**NEW**  
**H 5306** ⑤

WEIGHT: 15 LBS	LOAD RATING: 1,740 LBS	OFFSET: +62
MATTE BLACK	FRONT/REAR 15" x 7"	1525684
ONLY COMPATIBLE WITH XD 1500 / CREW XD 1500		

⑤ WHEELS WITH 5 LUG NUTS Only compatible with XD 1500 / Crew XD 1500.

**NEW**  
**I 5307** ⑤

WEIGHT: 16 LBS	LOAD RATING: 1,740 LBS	OFFSET: +62
MATTE BLACK	FRONT/REAR 15" x 7"	1525688
ONLY COMPATIBLE WITH XD 1500 / CREW XD 1500		

**NEW**  
**J 5307 BEADLOCK** ⑤

WEIGHT: 18 LBS	LOAD RATING: 1,740 LBS	OFFSET: +62
MATTE BLACK	FRONT/REAR 15" x 7"	1525688
ONLY COMPATIBLE WITH XD 1500 / CREW XD 1500		

14"

## 40-SERIES

**K 4201** ○

FRONT	WEIGHT: 13 LBS	LOAD RATING: 900 LBS	OFFSET: +9
REAR	WEIGHT: 14 LBS	LOAD RATING: 1,300 LBS	OFFSET: +9
ACCENT	FRONT 14" x 7"	1522956-266	
	REAR 14" x 8"	1522957-266	
MATTE BLACK	FRONT 14" x 7"	1522956-458	
	REAR 14" x 8"	1522957-458	

**L 4202** ○

FRONT	WEIGHT: 12.75 LBS	LOAD RATING: 900 LBS	OFFSET: +4
REAR	WEIGHT: 13.5 LBS	LOAD RATING: 1,300 LBS	OFFSET: -9
ACCENT	FRONT 14" x 7"	1522544-266	
	REAR 14" x 8"	1522545-266	
MATTE BLACK	FRONT 14" x 7"	1522544-458	
	REAR 14" x 8"	1522545-458	

**M 4203 BEADLOCK** ○ ○

FRONT	WEIGHT: 13 LBS	LOAD RATING: 900 LBS	OFFSET: +4
REAR	WEIGHT: 14.5 LBS	LOAD RATING: 1,300 LBS	OFFSET: -9
MATTE BLACK	FRONT 14" x 7"	1522238-458	
	REAR 14" x 8"	1522239-458	

**N 4204** ○

FRONT	WEIGHT: 13 LBS	LOAD RATING: 900 LBS	OFFSET: +4
REAR	WEIGHT: 14 LBS	LOAD RATING: 1,300 LBS	OFFSET: -9
ACCENT	FRONT 14" x 7"	1522546-266	
	REAR 14" x 8"	1522547-266	
MATTE BLACK	FRONT 14" x 7"	1522546-458	
	REAR 14" x 8"	1522547-458	

**O 4205** ○

FRONT	WEIGHT: 10.5 LBS	LOAD RATING: 900 LBS	OFFSET: +4
REAR	WEIGHT: 12.5 LBS	LOAD RATING: 1,300 LBS	OFFSET: -9
MATTE BLACK	FRONT 14" x 7"	1521507-521	
	REAR 14" x 8"	1521508-521	
LUSTER	FRONT 14" x 7"	1521507-410	
	REAR 14" x 8"	1521508-410	

**P 4301 BEADLOCK**

WEIGHT: 16 LBS	LOAD RATING: 1,600 LBS	OFFSET: +38
ACCENT	FRONT/REAR 14" x 7"	1523284
MATTE BLACK	FRONT/REAR 14" x 7"	1523283

**Q HD DUAL BEADLOCK**

WEIGHT: 40 LBS	LOAD RATING: 1,600 LBS	OFFSET: +38
MATTE BLACK	FRONT/REAR 14" x 7"	1524022-458

## FORGED BEADLOCK RINGS

○ BEADLOCK REQUIRED



### 14" FORGED BEADLOCK RINGS

- A MACHINED 1522244-266**  
ONLY USED ON 4203 BEADLOCK & HD DUAL BEADLOCK SOLD INDIVIDUALLY
- B MATTE BLACK 1523146-458**  
ONLY USED ON 4301 BEADLOCK & HD DUAL BEADLOCK SOLD INDIVIDUALLY

### 15" FORGED BEADLOCK RINGS

- A MACHINED 1522240-266**  
ONLY USED ON 5203 BEADLOCK SOLD INDIVIDUALLY
- B MATTE BLACK 1523147-458**  
ONLY USED ON 5301 BEADLOCK SOLD INDIVIDUALLY

## KNOW YOUR WHEELS

### STEP 1: SELECT YOUR SERIES

4 = 40-SERIES 5 = 50-SERIES

### STEP 2: CHOOSE YOUR LOAD RATING

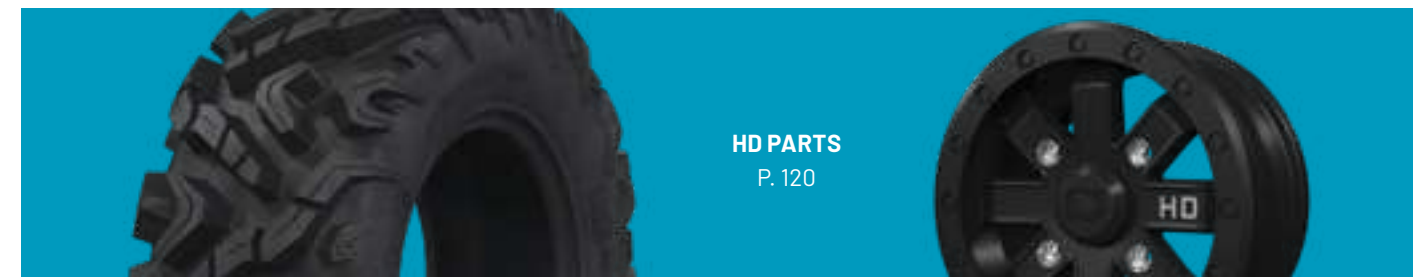
1 = <800 lbs 2 = 801 - 1,300 lbs 3 = 1,301 - 1,600+ lbs

### STEP 3: PICK YOUR STYLE

OFFSET / BEADLOCK / COLOR

INCREASE OFFSET FROM STOCK = NARROWER STANCE  
DECREASE OFFSET FROM STOCK = WIDER STANCE

HD PARTS  
P. 120



COMMON ACCESSORIES

CONNECTED TECHNOLOGY

ELECTRICAL ACCESSORIES

TRACKS

COOLERS

HUNT

WINCHES

PLOWS

LIGHTING

WHEELS & TIRES





• Tread patterns optimized for extreme traction  
• Ideal for both hard pack and loose trail



• Flexible "grippy" tread  
• Aggressive side bite



• Provides traction and durability  
• Built to perform in hard sand, jagged rocks or any other extreme terrain



• Extra deep treads  
• Self-cleaning lugs



• Triple-belted sidewalls to resist puncture  
• Purpose-built, long lasting tread patterns



• Handles extreme cold  
• Holds shape and provides traction

# WHEEL & TIRE SETS

14" 40-SERIES	UTILITY			DESERT/ROCK	MUD/TRAIL		BACKCOUNTRY/TRAIL			NEW TREKKER		X TERRAIN		
	HARVESTER 27"	28"	PRESERVE 27"	CRAWLER XR 28"	27"	MUD XC 29"	ATTACK 26"	DUAL-THREAT 26"	29"	27"	29"	27"	29"	
4201 ACCENT	2882388	2883225	2883208	2882394	2884272	2884265	2882390	2883138	2883146			2889966	2889976	
4201 MATTE BLACK	2882389	2883226	2883209	2882395	2884273	2884266	2882391	2883139	2883147			2889967	2889977	
4202 ACCENT	2882383	2883220	2883203	2881343	2884267	2884260	2881335	2883140	2883148		2890907	2890906	2889968	2889978
4202 MATTE BLACK	2882384	2883221	2883204	2881344	2884268	2884261	2881336	2883141	2883149		2890905	2890904	2889969	2889979
4203 BEADLOCK MATTE BLACK BEADLOCKS SOLD SEPARATELY				2881386			2881381						2889972	2889982
4204 ACCENT	2882385	2883222	2883205	2881355	2884270	2884263	2881347	2883142	2883150				2889973	2889983
4204 MATTE BLACK	2882386	2883223		2881356	2884271	2884264	2881348	2883143	2883151				2889974	2889984
4205 LUSTER				2881371			2881359							
4205 MATTE BLACK	2882387	2883224	2883207	2881372	2884269	2884262	2881360	2883144	2883152				2889975	2889985
4301 BEADLOCK ACCENT BEADLOCKS PRE-MOUNTED				2883213				2883217	2883219				2889970	2889980
4301 BEADLOCK MATTE BLACK BEADLOCKS PRE-MOUNTED				2883212									2889971	2889981

## NEW XD 1500 WHEEL & TIRE SETS

15" 50-SERIES	UTILITY		MUD/TRAIL	DESERT/ROCK		BACKCOUNTRY/TRAIL												
	HARVESTER 30"	32"	MUD XC 30"	CRAWLER AT 30"	32"	CRAWLER XG 30"	32"	CRAWLER XP 30"	32"	CRAWLER XR 30"	32"	ATTACK 2.0 30"	32"	DUAL-THREAT 32"	PRO RUNNER 30"	32"	TREKKER 30"	32"
5206 MATTE BLACK	2889940	2889943	2890842	2889941		2889939	2890026	2889947	2889949	2890847	2885016	2889938			2890845	2885017	2890920	2890925
5302 BEADLOCK MATTE BLACK	2889936	2889942	2890841	2889937		2889935	2890025	2889946	2889948	2890846	2885010	2889934		2885009	2890844	2885011	2890921	2890926
5304 MATTE BLACK	2889996	2889945	2890674	2889999	2890000	2889995	2890027	2890672	2889997	2890673	2889998	2889994	2890675	2891026	2890843		2891006	2891007
5306 MATTE BLACK	2890949	2890950	2890948	2890941	2890942	2890938	2890939	2890946	2890947	2890943	2890944	2890932	2890933	2890934	2890935	2890936	2890917	2890922
5307 MATTE BLACK	2890968	2890969	2890967	2890960	2890961	2890957	2890958	2890965	2890966	2890962	2890963	2890951	2890952	2890953	2890954	2890955	2890918	2890923
5307 BEADLOCK MATTE BLACK	2890987	2890988	2890986	2890979	2890980	2890976	2890977	2890984	2890985	2890981	2890982	2890970	2890971	2890972	2890973	2890974	2890919	2890924

## 2 WAYS TO PURCHASE INDIVIDUAL WHEELS & TIRES - OR - COMPLETE SETS AS LISTED

TO BUILD YOUR CUSTOM SET & VERIFY FITMENT, VISIT [Polaris.com/ProArmorRANGER](http://Polaris.com/ProArmorRANGER)

Exclusively at Polaris Authorized Dealers or [Polaris.com/ProArmorRANGER](http://Polaris.com/ProArmorRANGER)



**TIRE SEALANT** P. 124

- » 30 OZ. • 2830484
- » 1 GALLON • 2830485
- » 5 GALLONS • 2830486
- » 5 GALLONS PUMP • 2830487

COMMON ACCESSORIES

CONNECTED TECHNOLOGY

ELECTRICAL ACCESSORIES

TRACKS

COOLERS

HUNT

WINCHES

PLOW

LIGHTING

WHEELS & TIRES

15" 50-SERIES	TRAIL	DESERT/ROCK
	ATTACK 2.0 28"	CRAWLER XG 28"
5201 ACCENT	2883160	2883188
5201 MATTE BLACK	2883159	2883187
5202 ACCENT	2883158	2883186
5202 MATTE BLACK	2883157	2883185
5203 BEADLOCK ACCENT BEADLOCKS SOLD SEPARATELY	2883154	2883182
5204 MATTE BLACK	2883155	2883183
5301 BEADLOCK ACCENT BEADLOCKS PRE-MOUNTED	2883162	2883190
5301 BEADLOCK MATTE BLACK BEADLOCKS PRE-MOUNTED	2883161	2883189

### REPLACEMENT CAPS

POLARIS CAPS		
HD MATTE BLACK	ALL WHEELS	5457498-458

PRO ARMOR CAPS		
LUSTER	ALL WHEELS EXCEPT 5204 & 5203 BEADLOCK	5453209-410
MATTE BLACK		5453209-458
MATTE BLACK	5204	1523063-458
LUSTER	5203 BEADLOCK	1523015-410
MATTE BLACK		1523015-458

### LUG NUTS

12MM x 1.5 SPLINED LUG NUTS		
16 LUG NUTS WITH WRENCH		2879332
4 LUG NUTS WITHOUT WRENCH	ALL POLARIS RANGER 3-SEAT & CREW MODELS	2879331
SPLINED LUG WRENCH		2204966

3/8" - 24 HEX LUG NUTS		
16 HEX LUG NUTS	ALL POLARIS RANGER 570 '20-'21 MODELS	2877409
4 HEX LUG NUTS		2876754





**POLARIS**  
**ENGINEERED**



# MAINTENANCE & GARAGE

**FACTORY APPROVED.** Every Polaris vehicle has been engineered and manufactured to deliver performance. Keep it that way by using the same lubricants, cleaners and service parts our factory-trained technicians use.

MAINTENANCE & GARAGE

MAINTENANCE

OIL & LUBRICANTS

MAINTENANCE  
FLUIDS

GARAGE ACCESSORIES  
& BATTERY CHARGERS

HD PARTS

SERVICE PARTS

TIRE SEALANT  
& TRAILERING

POLARIS POWER



# FOR THE LIFE OF YOUR RIDE

**PUSH THE LIMITS WITHOUT SACRIFICING STRENGTH, LONGEVITY AND DURABILITY.**  
Polaris parts are engineered specifically for your machine, to ensure you get the most out of each ride.



## MAINTENANCE TIP

### BREAK-IN PERIOD

The break-in period for your new RANGER is the first 25 hours of operation, or the time it takes to use the first two tanks of fuel. No single action on your part is as important as a proper break-in period. Careful treatment of a new engine will result in more efficient performance and longer life for the engine.

**NOTICE:** Excessive heat build-up during the first three hours of operation will damage close-fitted engine parts. Do not operate at full throttle or high speeds for extended periods during the first three hours of use.

SEE OUR LATEST MAINTENANCE TIPS AT [RANGER.POLARIS.COM/EN-US/SELF-HELP](http://RANGER.POLARIS.COM/EN-US/SELF-HELP)

## AIR FILTER

A clogged air filter can restrict air flow to the engine which can lead to reduced engine performance and shortened engine life.

## BRAKE PADS

Brake pads should be checked for wear and oil or grease (petroleum products) contamination. Brake discs should be checked for cracks, excessive corrosion or warping.

## HALF SHAFTS

Check for tears and punctures in the boot, which can lead to CV joint wear that can contribute to axle failure.

## BATTERY

To ensure a battery maintains its level of charge when unused for extended periods of time or during freezing weather, the battery should be connected to a battery charger (see P. 119). Be sure to check for corrosion from the terminals to the ends of the cables.

## DRIVE BELT

Polaris Engineered belts deliver unmatched performance for your off-road vehicle. Developed and tested on all our engines for all environments and conditions. Check your belt for delamination, hour glassing and glazing.

### OUR INVESTMENT

- 40,000+ miles / 64,000+ km of field testing
- Thousands of dyno hours
- 18+ months of development (13,000+ design hours) per belt
- 1,500+ vehicle validation hours
- Collaboration with powertrain and clutch engineers

### YOUR ADVANTAGE

- No clutch recalibration
- Less wear and tear due to heat
- Ensure maximum vehicle performance
- More time riding, less time wrenching
- Produced in collaboration with powertrain and clutch engineers to ensure a perfect fit, maximum performance and ultimate durability

### BREAK-IN PERIOD

- Use lower gear (if available) while varying speeds and avoid wide open throttle for 5-10 miles / 8-16 km
- If no low gear is available, vary at moderate speeds while avoiding wide open throttle for 50 miles / 80 km

## OIL FILTER

Change oil filters with every oil change to provide the best engine protection and keep the engine operating at peak performance.

**FOLLOW RECOMMENDED SERVICE INTERVALS IN THE OWNER'S MANUAL**

# MAINTENANCE SCHEDULE\*

BREAK-IN MAINTENANCE	6 MONTHS	12 MONTHS	18 MONTHS	24 MONTHS	30 MONTHS	36 MONTHS
FIRST 25 HRS / 1 MONTH   250 MI / 400 KM	50 HRS   500 MI / 800 KM	100 HRS   1,000 MI / 1,600 KM	150 HRS   1,500 MI / 2,400 KM	200 HRS   2,000 MI / 3,200 KM	250 HRS   2,500 MI / 4,000 KM	300 HRS   3,000 MI / 4,800 KM
<b>ENGINE OIL &amp; OIL FILTER CHANGE</b> <b>GENERAL LUBRICATION</b> ALL FITTINGS, PIVOTS, CABLES, ETC. <b>AIR FILTER</b> INSPECT REPLACE AS NEEDED <b>EXHAUST SYSTEM</b> INSPECT & CLEAN INSPECT FOR LEAKAGE OR CARBON BUILD UP AT JOINTS INSPECT & CLEAN SCREEN TYPE SPARK ARRESTOR	<b>EXHAUST SYSTEM</b> INSPECT & CLEAN INSPECT FOR LEAKAGE OR CARBON BUILD UP AT JOINTS INSPECT & CLEAN SCREEN TYPE SPARK ARRESTOR <b>GENERAL LUBRICATION</b> ALL FITTINGS, PIVOTS, CABLES, ETC.	<b>ENGINE OIL &amp; OIL FILTER CHANGE</b> <b>DRIVE BELT</b> INSPECT & ADJUST REPLACE AS NEEDED <b>TRANSMISSION FLUID</b> CHANGE <b>FRONT DRIVE FLUID</b> CHANGE <b>EXHAUST SYSTEM</b> INSPECT & CLEAN INSPECT FOR LEAKAGE OR CARBON BUILD UP AT JOINTS INSPECT & CLEAN SCREEN TYPE SPARK ARRESTOR	<b>ENGINE OIL &amp; OIL FILTER CHANGE</b> <b>BATTERY</b> TEST & CLEAN REPLACE AS NEEDED <b>DRIVE BELT</b> INSPECT & ADJUST REPLACE AS NEEDED <b>TIRES</b> INSPECT CONDITION & PRESSURE REPLACE AS NEEDED <b>EXHAUST SYSTEM</b> INSPECT & CLEAN INSPECT FOR LEAKAGE OR CARBON BUILD UP AT JOINTS INSPECT & CLEAN SCREEN TYPE SPARK ARRESTOR	<b>ENGINE OIL &amp; OIL FILTER CHANGE</b> <b>BRAKE PADS &amp; FLUID</b> INSPECT & CLEAN REPLACE AS NEEDED <b>SPARK PLUGS</b> INSPECT REPLACE AS NEEDED <b>EXHAUST SYSTEM</b> INSPECT & CLEAN INSPECT FOR LEAKAGE OR CARBON BUILD UP AT JOINTS INSPECT & CLEAN SCREEN TYPE SPARK ARRESTOR	<b>ENGINE OIL &amp; OIL FILTER CHANGE</b> <b>BATTERY</b> TEST, CLEAN & CHECK FLUID LEVEL REPLACE AS NEEDED <b>DRIVE BELT</b> INSPECT & ADJUST REPLACE AS NEEDED <b>GENERAL LUBRICATION</b> ALL FITTINGS, PIVOTS, CABLES, ETC. <b>EXHAUST SYSTEM</b> INSPECT & CLEAN INSPECT FOR LEAKAGE OR CARBON BUILD UP AT JOINTS INSPECT & CLEAN SCREEN TYPE SPARK ARRESTOR	<b>ENGINE OIL &amp; OIL FILTER CHANGE</b> <b>AIR FILTER</b> INSPECT REPLACE AS NEEDED <b>GEARCASES</b> CHECK OIL LEVEL <b>EXHAUST SYSTEM</b> INSPECT & CLEAN INSPECT FOR LEAKAGE OR CARBON BUILD UP AT JOINTS INSPECT & CLEAN SCREEN TYPE SPARK ARRESTOR

FOR A COMPLETE MAINTENANCE SCHEDULE, CHECK YOUR OWNER'S MANUAL



\*This is a sample maintenance schedule and is not intended for use in your specific vehicle. Please reference and use your owners manual to ensure proper maintenance and vehicle care.



# OIL

## PS-4 FORMULATIONS BEST PROTECTION, BEST PERFORMANCE

Our PS-4 engine oils provide ultimate performance and protection, they're formulated with exclusive additives to keep engines clean from deposit buildup. These powersports-grade full synthetic oils help maximize power and protect your engine for the long term.



### PS-4 5W-50 FULL-SYNTHETIC OIL

Optimal for ambient operating temperatures of -40° F to 100° F.

1 Quart 2876244	1 Gallon 2876245	16 Gallons 2876247	55 Gallon Drum 2876246	330 Gallon Tote 2878814
--------------------	---------------------	-----------------------	---------------------------	----------------------------

### PS-4 0W-50 EXTREME FULL-SYNTHETIC OIL

Optimal for ambient operating temperatures of -45° F to 130° F.

1 Quart 2889395	1 Gallon 2889396	16 Gallons 2889397	55 Gallon Drum 2889398	330 Gallon Tote 2889399
--------------------	---------------------	-----------------------	---------------------------	----------------------------

## OIL CHANGE KITS

These convenient kits include everything needed including filter and oil volume per vehicle

PART NUMBER	VEHICLE FITMENT	PART NUMBER
2890882	RANGER XD 1500	2890883
2202166	RANGER/RZR/SPORTSMAN 570, TWIN 600, TWIN 700, TWIN 800	2890056
2879323	RANGER, GENERAL 900-1000, RZR 900-1000, RS1, POLARIS XPEDITION	2890057
2877473	RANGER/SPORTSMAN 300-500, SPORTSMAN/SCRAMBLER 500/850/1000	2890055
2881696	RZR TURBO (NON PRO R)	2890058
2890880	RZR PRO R	2890881

## POLARIS EXTREME SYNTHETICS

### PS-4 EXTREME SYNTHETIC 0W-50

- Our best extreme high and low temp formula, excellent for high temperatures and racing, even at temps of 130°F, plus easier cold starting even below -45°F
- Expect the best in wear protection thanks to premium PAO and ester base stocks combined with a balance of moly and ZDDP additives
- Polaris exclusive clean engine additive system reduces deposits and carbon build-up for peak performance and power

### THE BEST PROTECTION, MAXIMUM PERFORMANCE

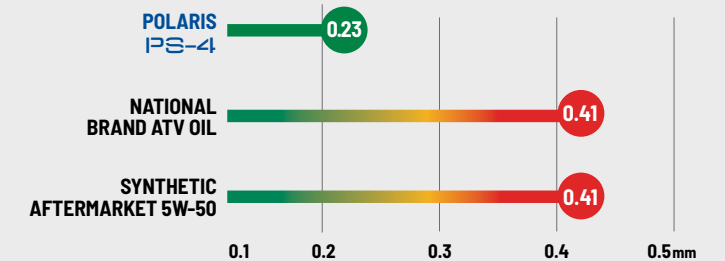
- Powersports grade full synthetics provide long lasting engine protection
- At least 40% improved wear protection compared to all aftermarket oils tested (see engine wear test chart)
- Polaris exclusive clean additive system
- At least 50% less deposits than all aftermarket oils tested (see deposit test chart)
- Cleaner engine with less deposits means consistent maximum power and performance

### WIDEST VISCOSITY FOR ULTIMATE PROTECTION



### ENGINE WEAR TEST

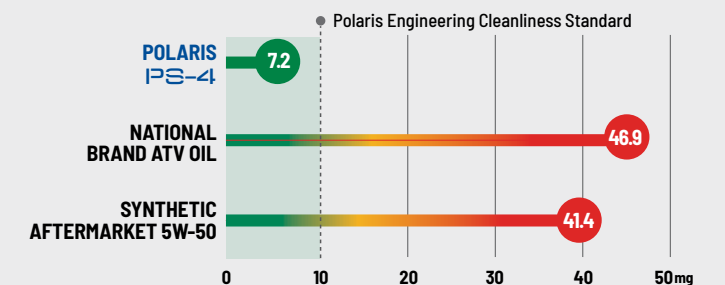
LOWER NUMBER = LESS ENGINE COMPONENT WEAR  
LESS WEAR ON PARTS MEANS LONGER ENGINE LIFE



ASTM D4172. In 3rd party testing against 9 competitive products Polaris had 40% or better wear protection compared to all of the tested products. Numbers represent mm of wear scarring measured. Test measures wear at contact points, wear scar is measured for its length and width (in units of mm). Lower wear numbers mean better wear protection and friction reduction.

### DEPOSIT TEST

LOWER DEPOSITS = MAXIMUM POWER



ASTM D6335. In 3rd party testing against 9 competitive products Polaris PS-4 had less than half the deposits compared to the next closest product. No other tested products met Polaris Engineering standards for deposit cleanliness. Test measures mass of deposits in mg in high temp, high stress test cycles. Higher deposits will impact engine power and performance.

### POLARIS INVESTS IN EACH OIL AT & ABOVE THESE LEVELS

12+ DEDICATED  
TEAM MEMBERS  
FOCUSSED ON POLARIS OIL

18+ MONTHS  
DEVELOPMENT & TESTING

76,000+ HOURS  
DYNO TESTING

2.2/3.5 MILLION+  
MILES/KM  
FIELD TESTING



# MAINTENANCE FLUIDS



## ENGINE OIL

Maximum protection for your 4-cycle engine.

» SEE P. 112

NOT COMPATIBLE WITH XP KINETIC



## AGL

Protects transmission components against wear, corrosion, oxidation and foam in transmissions. Unique viscosity provides all-season performance including cold flow protection.

» 1 QT • 2878068

» 1 GALLON • 2878069

» 2.5 GALLONS • 2878070

» 55 GALLONS • 2879594



## ORV MAINTENANCE KITS

Everything you need with correct fluid volumes to maintain your engine and drive train.

• Includes: 2.5 quarts of PS-4, 2 Spark Plugs, 1 Air Filter, 2 quarts of AGL, 1 pint Demand Drive Fluid & 1 Paper Oil Funnel

» 2830555

XP 900 '13-19

• Includes: 2.5 quarts of PS-4, 2 Spark Plugs, 1 Air Filter, 2 quarts of AGL, 1 pint Demand Drive Fluid, 1 oil filter, 1 crush washer & 1 Paper Oil Funnel

» 2830556

XP 1000 '18-24



## SUSPENSION/ U-JOINT GREASE

» 3 OZ • 2871515

» 14 OZ • 2871551



## ALL-SEASON GREASE TUBE

Specialized water-resistant lubricant

» 3 OZ • 2871322

» 14 OZ • 2871423



## ANGLE DRIVE FLUID

Provides maximum protection in high-torque/high-pressure conditions. Reduces wear, corrosion and oxidation in rear angle drives

» 1 QT • 2889280

RANGER ANGLE DRIVE GEAR CASE SYSTEMS. NOT COMPATIBLE WITH XP KINETIC



## CARBON CLEAN

Ultimate fuel and injection system cleaner

» 12 OZ • 2881413

NOT COMPATIBLE WITH XP KINETIC



## ADVANCED FUEL TREATMENT

Dual antioxidant formula protects jets and fuel system from gum and varnish

» 12 OZ • 2881416

NOT COMPATIBLE WITH XP KINETIC



## ANTI-FREEZE

Prevent corrosion on metal components, eliminate scaling and maximize cooling system performance.

» 1 QT • 2880514

» 1 GALLON • 2880513

» 55 GALLONS • 2880512



## DOT 4 BRAKE FLUID

A high-quality brake fluid designed for use in Polaris hydraulic brakes.

» 12 OZ • 2872189



## DEMAND DRIVE FLUID

Proprietary formulation prevents clutch slippage and chatter and reduces component wear and corrosion.

» 1 QT • 2877922

» 2.5 GALLONS • 2877923





# GARAGE ACCESSORIES



## PREMIUM MAINTENANCE TOOL KIT

- Includes 51 pieces for maintaining your Polaris machine
- Lifetime warranty on select tools

» 2830565



## NEW OIL CHANGE KIT

- 6.5 QT drain pan, one pint oil funnel with screen, oil filter wrench, 15" x 18" absorbent pads (2), clean up wipe (1), 6 mil nitrile gloves (1 pair), blue interfold shop towels (4)

» 2830545



## GREASE GUN

- Enables easy application of grease

» 3 OZ • 2871312

FOR 3 OZ ALL-SEASON & U-JOINT



## POLARIS LED POCKET FLASHLIGHT

» BLACK • 2830436



## NEW WORK LIGHT - 1000 LUMENS

- Adjustable with magnetic ends
- Battery charge indicator

» 2830585



## NEW WORK LIGHT - 4000 LUMENS

- 90° swivel LED light
- 16 FT, 14 gauge extension cord cable reel
- Magnetic backing

» 2830586



## FLUID FUNNEL

- Easily add oil with high accuracy

» 2830552



## FUNNELS

- Unique capped design eliminates spills and contaminants

» BLUE • 2830574

» RED • 2830575

» GREEN • 2830576



## HANDHELD PUMP SPRAYER

- Half gallon portable sprayer, lightweight and easy to use

» 2830570



## GREASE GUN

- Comfort grip handle and heavy-duty follower spring for high pressure applications and easy priming

» 14 OZ • 2830569

FOR 14 OZ ALL-SEASON & U-JOINT



## NEW WORK LIGHT - 550 LUMENS

- UV and dual-charging on a 360° rotating swivel

» 2830584



## NEW FOLDING WORK LIGHT - 2000 LUMENS

- Rechargeable light with 2 LED light heads and 360° magnetic swivel handle that functions as a stand

» 2830591



## POLARIS 33" TELESCOPIC MAGNET

» BLACK • 2830435



## FLEXIBLE CLUTCH COVER TOOL

- The perfect tool for hard to reach CVT cover bolts

» 2830572



# GARAGE ACCESSORIES



## OIL FILTER WRENCH

- Size: 65mm (2-9/16")
- 14 flute cup size - used with 3/8 in. square drive
- Works with Polaris Oil Filters 2540086, 2520799 and other 14 flute filters
- » 2830550



## **NEW** OIL FILTER WRENCH

- Size: 73mm (2-7/8")
- Designed to fit with Polaris Oil Filter 2521728
- 15 flutes cup size, used with 3/8" drive
- » 2830594



## **NEW** BATTERY OPERATED FLUID TRANSFER PUMP WITH FLOW CONTROL NOZZLE

- Ideal for quick transfer of fluid, diesel, DEF/Adblue, water & water based media
- Handheld flow control nozzle
- Powered by two 'D' batteries (not included)
- » 2830595



## BATTERY OPERATED FLUID TRANSFER PUMP

- Liquid transfer pumps 5-6 quarts/min suctioning power
- Powered by two 'D' batteries (not included)
- » 2830513



## FLUID TRAY

- Holds up to 8 quarts of fluid
- » 2830551



## POLARIS MAGNETIC PARTS TRAY

- » SILVER • 2830432



## FLEX SPOUT

- Fits all Polaris quart, gallon and 2.5 gallon bottles
- » 2871285



## PUMP

- Fits 1 and 2.5 gallon bottles
- » 2870465



## FLUID SYRINGE

- Easily add and remove fluid from your vehicle
- » 2830553



## POLARIS HEAVY-DUTY SCRUBBER WIPES

- » 90 CT • 2830441



## POLARIS SHOP TOWELS

- » 200 CT WITH DISPENSER • 2830402
- » 200 CT REFILL • 2830403
- » 64 CT REFILL • 2830440



## **NEW** TRAIL TECH PORTABLE AIR COMPRESSOR

- Handheld air compressor with Li-ion battery
- Programmable PSI pressure settings, LED light and USB phone charger
- » 060-DAP



## **NEW** TRAIL TECH PORTABLE AIR COMPRESSOR CASE

- » 060-BAG



## **NEW** TRAIL TECH PORTABLE AIR COMPRESSOR HOSE EXTENSION KIT

- 15" extender hose(s)
- Compatible with Presta adapter and ball needle in Trail Tech Portable Air Compressor Kits
- » 060-LHS

# BATTERY CHARGERS



## NOCO® BATTERY CHARGER - 1 AMP

- Ensure your battery is charged with the NOCO® Battery Charger 1 Amp
- Includes Boost Eyelet Cable with X-Connector Adapter (2830546)
- » 2830567



## NOCO® BATTERY CHARGER - 2 AMP

- Ensure your battery is charged with the NOCO® Battery Charger 2 Amp
- Includes Boost Eyelet Cable with X-Connector Adapter (2830546)
- » 2830568



## **NEW** NOCO® BATTERY CHARGER - 5 AMP, 2 BANK

- Waterproof charger
- 5 amps per bank for charging any 12v, AGM, lead-acid and/or lithium-ion batteries
- » 2830599



## **NEW** NOCO® BATTERY CHARGER - 10 AMP, 4 BANK

- Waterproof charger
- 10 amps per bank for charging any 12v, AGM, lead-acid and/or lithium-ion batteries
- » 2830601



## GB40 12V 1000A JUMP STARTER

- Delivers 1,000 amps for jump starting a dead battery in seconds
- » 2830547



## **NEW** GB70 12V 2000A JUMP STARTER

- Delivers 2,000 amps for jump starting a dead battery in seconds
- » 2830597



## JUMP PACK PROTECTION CASES

- Lightweight, durable and rugged custom exterior
- » GB40 • 2830548
- » **NEW** GB70 • 2830598

ENSURE YOUR BATTERY IS READY WHEN YOU ARE



# HD HEAVY DUTY PARTS

All Polaris parts are developed and tested to help you get the most out of your ride. We're taking the passion of our riders, workers and outdoor enthusiasts to the next level with HD Parts.

Engineered and designed for:

- Greater durability
- Enhanced performance
- Greater wear and tear capabilities
- All weather conditions

## OIL FILTERS

The advanced synthetic material built into these filters offers the highest debris holding capacity, maintains oil flow and maximizes performance.

OE	HD	HEAVY DUTY PARTS
2540086	2522485	



## WHEEL BEARINGS

Fully sealed for added protection against intrusions. Made of a higher grade steel for extended life in extreme conditions.

LOCATION	OE	HD	HEAVY DUTY PARTS
FRONT WHEEL BEARINGS	3514924	3515090	
	3514634	3515088	
REAR WHEEL BEARINGS	3514924	3515090	
	3514917	3515087	
	3514635	3515087	



## BATTERY\*

AGM fully sealed for optimal starting power with maximum reserve capacity, designed for highly accessorized vehicles and extreme operating conditions.

OE	HD	HEAVY DUTY PARTS
4014132	4081481	



\*Check with your local dealer for availability.

## DRIVE BELTS

The enhanced rubber material compound in these belts keep them cool in extreme heat, while our patented cord treatment process maximizes the transfer of horsepower to the ground for those customers hauling heavy loads.

OE	HD	HEAVY DUTY PARTS
3211149		
3211169	3212326	
3211196		
3211113	3212328	



## WHEELS & TIRES

Class leading durability for off-road performance and traction for confident driving in extreme conditions.

- » 1524022-458 • HD WHEEL - 14x7\*
- » 5417507 • PRO ARMOR HD-K - 29x10R14\*
- » 5457498-458 • HD WHEEL CENTER CAP\*
- » 5415756 • PRO ARMOR XD-K FRONT
- » 5415757 • PRO ARMOR XD-K REAR

\* SHOWN



Claims made based off testing and performance of Polaris HD Parts against standard OEM parts made by Polaris and competitor brands under normal use

## BUSHINGS

The advanced material compound of the bushings enables tighter tolerances to reduce overall wear on the system, while the superior triple lip sealing prevents intrusion of the elements.

LOCATION	OE	HD	HEAVY DUTY PARTS
FRONT UPPER BUSHINGS	5439874	1543367	
	5439730		
	5439270	1543326	
FRONT LOWER BUSHINGS	5439874	1543367	
	5439730		
	5439270	1543326	
REAR UPPER BUSHINGS	5439874	1543367	
	5439730		
	5439270	1543326	



## DRIVE SHAFTS\*

Designed for all around heavy-duty applications, the complete axle shaft assembly provides enhanced joint strength and includes TPE inner and outer boots which provide maximum puncture and tear resistance.

LOCATION	OE	HD	HEAVY DUTY PARTS
FRONT	1334351	1337241	
	1332637	1337242	
	1336966	1337243	
REAR	1333748	1337239	
	1334361	1337240	

## BRAKE PADS

Engineered to provide longer life and better stopping power while riding in extreme conditions.

OE	HD	HEAVY DUTY PARTS
2205949	2208933	
2202413	2208934	
2203318	2208936	



## BUSHING KITS

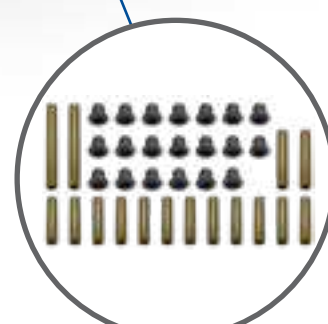
Easily update the entire front and rear suspension.

### » 2830560

XP 900 13"-19, XP 900 CREW 14"-19, XP 1000 17, XP 1000 CREW 17, 570 FULL SIZE 15"-20, 570 FULL SIZE CREW 15"-20

### » 2830561 (SHOWN)


570 EFI 14"-20, 570 EFI CREW 14"-20



## CV BOOT KIT

TPE rubber compound for maximum puncture and tear resistance, includes (1) boot, grease and clamp to replace OE stock part. Provides increased durability for riding in extreme conditions.

OE	HD	HEAVY DUTY PARTS
2204102	2209922	
3236165	2209923	



SAND



MUD



WATER



EXTREME COLD



EXTREME HEAT UP TO 130° F



HEAVY PAYLOADS



EXTENDED LIFE



# SERVICE PARTS

**POLARIS ENGINEERED SERVICE PARTS DELIVER UNMATCHED PERFORMANCE AND FIT FOR YOUR OFF-ROAD VEHICLE.**

All service parts are engineered specifically for your machine. Which means everything is designed, tested and perfected to maximize the life of your ride. Getting Polaris Engineered parts is a decision that pays off in the long run, because it ensures there is a long run.

**SHOP FOR SERVICE PARTS ONLINE OR VISIT YOUR POLARIS DEALER.**

OVER  
**100,000**  
PARTS  
AVAILABLE!



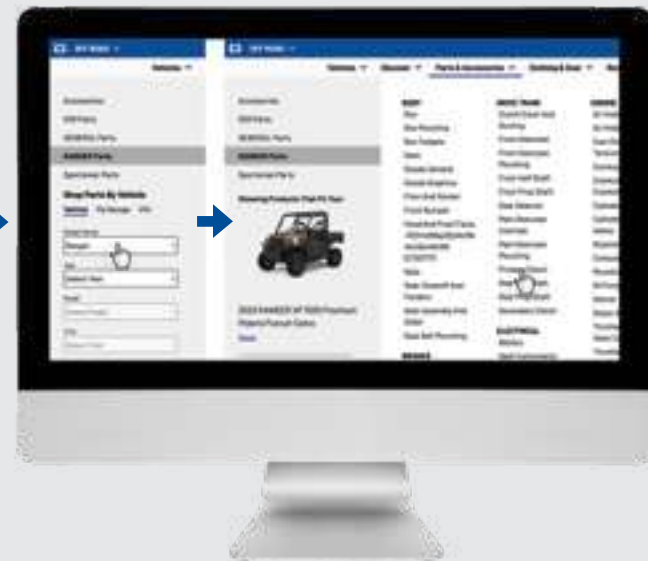
## LOOK-UP PARTS ON POLARIS.COM

FOR EASY PARTS IDENTIFICATION, VIEWS OF ASSEMBLIES & MORE!



### STEP 1

Visit [Polaris.com/RANGER](https://Polaris.com/RANGER)  
Click the "Parts & Accessories" tab



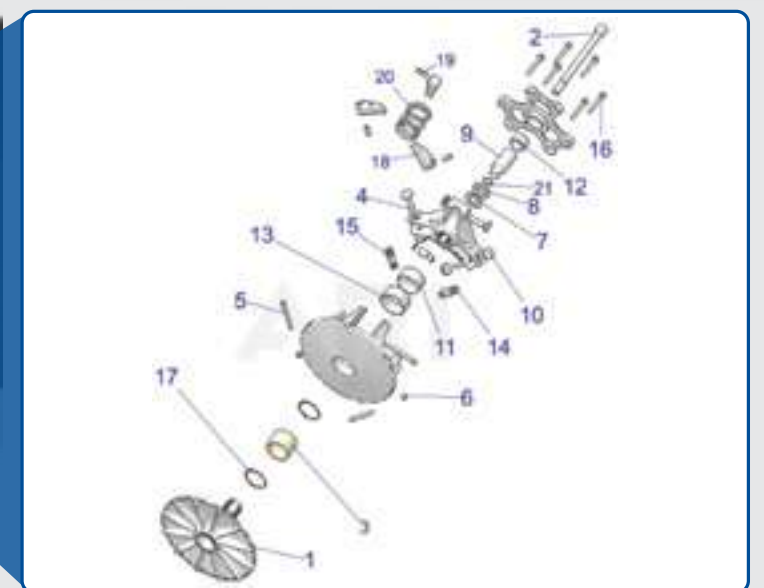
### STEP 2

Enter **vehicle year/model** then  
select the **part**



### STEP 3

Clearly see what parts are  
required and **order**





# TIRE SEALANT

24 X 7 COVERAGE | BE PREPARED FOR ANYTHING

## HOW IT WORKS

- 1 Tire sealant remains liquefied inside the tire until a leak develops in the tire or wheel.
- 2 Once a leak occurs, the tire sealant rushes out of the tire and quickly creates a permanent solid plug, maintaining tire pressure so you can continue your ride.



## HOW MUCH DO YOU NEED?

$$\text{TIRE HEIGHT (IN.)} \times \text{TIRE WIDTH (IN.)} / 5 = \text{OUNCES REQUIRED PER TIRE}$$

VISIT [POLARIS.COM/TIRESEALANTCHART](http://POLARIS.COM/TIRESEALANTCHART) TO LEARN MORE

## PREMIUM TIRE SEALANT

- Instantly seals and repairs rim, bead leaks and punctures up to .25" on standard tires and .75" on heavy ply tires
- Helps seal the tire bead against the wheel
- Creates permanent repair, helps maintain air pressure for the life of the tire
- 100% water soluble for easy cleanup
- Remains fluid and effective in temperatures down to -45° F
- Will not rust, corrode or pit wheels
- Easily installed through existing tire valve stem with valve core removed

- » 32 OZ • 2830484
- » 1 GALLON • 2830485
- » 5 GALLONS • 2830486
- » 5 GALLONS PUMP • 2830487
- » 55 GALLONS • 2830489
- » 275 GALLONS • 2830488

# CV BOOT REPAIR KIT\*

FIX ON THE GO | TEMPORARY COVERAGE

- A quick trail-side fix to increase trail time
- The flexible and durable boot material expands over a cone tool for CV boot repairs, without disassembling CV axles
- Universal fit – works as a temporary fix for most powersports axles
- All components fit inside the cone, and a cover is provided for compact durable storage
- Easily fits in a cargo box, attached to the roll cage, in the glovebox or many other storage locations



Items shown are contained inside cone

## UTV CV BOOT REPAIR KIT

- Kit includes the following items:
- (1) Expandable XL CV Boot
  - (1) Reusable Cone Tool
  - (2) CV Boot Clamps
  - (1) Tube of Silicone Lube
  - (1) Grease Packet
  - (1) Cone Cover
- » 2830526

## UTV TRAIL BOOT ONLY

» 2830527

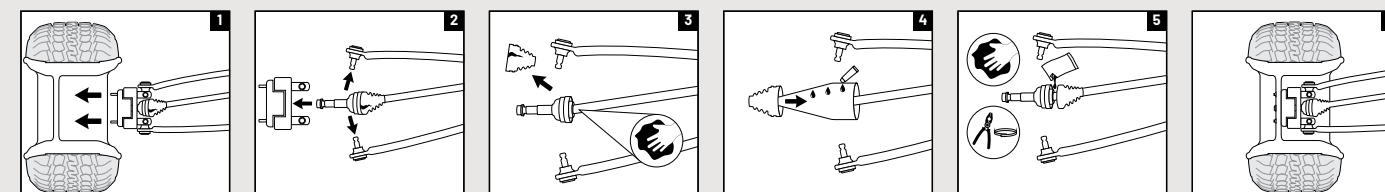
## ATV

- » CV REPAIR KIT 2830528
- » TRAIL BOOT ONLY 2830529

SEE HOW THE CV BOOT REPAIR KIT WORKS AT [POLARIS.COM/MAINTENANCE-VIDEOS](http://POLARIS.COM/MAINTENANCE-VIDEOS)



## HOW TO INSTALL



- 1 Remove wheel and axle nut.
- 2 Remove brake caliper, hub, tie rod and upper and lower ball joints.
- 3 Remove old boot and clean joint.
- 4 Spread silicone lube on entire cone tool. Slide boot over cone tool, large end first. See package for outer boot instructions.
- 5 Empty the bag of grease into the CV joint/boot, clean sealing points and install clamps.
- 6 Reassemble tie rod, ball joints, brake caliper, axle nut, tire and wheel.

Refer to your service manual for further instructions and torque specifications.  
\*Designed for temporary CV boot repair. Purchase the OEM CV Boot for a permanent repair.

# BRING IT EVERYWHERE

## TRAILERING



### CALIBER® RAMP PRO

- Designed for ATVs and UTVs up to 50" wide
  - Integrated grip glides for ultimate traction
  - Folding sides for easy transportation and storing
- » 52" x 90" • 2884576



### ALUMINUM ARCHED LOADING RAMPS

- Capacity for up to 3,000 lbs
- » 76" x 12" • 2,000 LB • 2875384  
» 88" x 12" • 3,000 LB • 2875386



### LIGHTWEIGHT TRI-FOLD RAMPS

- Ramp folds up for transport
  - Capacity for up to 1,500 lbs
  - Safety straps included
- » 72" x 51" • 2875385  
» 82" x 51" • 2875860



### FOLDING ALUMINUM ARCHED RAMPS

- Ramp folds up for transport
  - Up to 1,500 lb total capacity, 750 lb per individual ramp
  - Safety straps included
- » 88" x 12" • 2875387

## COVERS



## TRAILERING COVERS

- Protect your vehicle from the elements while storing outdoors
- A ratchet strap system on the bottom helps to secure the cover to the vehicle

### MID-SIZE

- » 2890329  
570 '15-24
- » 2890330  
CREW 570-4 '15-24
- » 2890329  
SP 570 '22-24
- » 2890330  
CREW SP 570 '22-24

### FULL-SIZE

- » 2890331  
XP 1000 '15-24, 1000 '20-24
- » 2890332  
CREW XP 1000 '17-24, CREW 1000 '20-24
- » POLARIS PURSUIT CAMO • 2882160  
XP 1000 '14-24, EV '11-24, 570 FULL-SIZE '17-24, 570 '14-24, 500 '11-24, 1000 '20-24

### EXTREME DUTY

- » 2889107  
XD 1500 '24
- » 2890305  
CREW XD 1500 '24

## HITCHES



### HITCH WITH 2" BALL

- 3:1 Hitch: ball, hook and pin design
  - Rust resistant steel with powdercoat finish
  - Removable ball, HD 5/8" pin and clip
- » 2" x 2" RECEIVER • 2830522  
» 1 1/4" x 1 1/4" RECEIVER • 2830523



### 1 1/2" BALL

- 1 1/2" replacement ball for hitch
  - Designed to work with 3:1 Hitch
- » 2830524



### RECEIVER HITCH

- » 2" RECEIVER TONGUE 2875320



### TRAILER BALL 3/4" SHANK

- » 1 1/8" BALL • 2877602
- » 2" BALL • 2877603

## STRAPS & ROPES



### RECOVERY STRAP

- 2" x 30'
  - 18,000 lb maximum load, 9,000 lb maximum vehicle weight
  - Comes with carry bag
- » 2884033



### RATCHET STRAP

- 1.5" x 15' straps, 2 pack
  - Heavy duty webbing
  - 5,500 lb maximum load, 1,833 lb working load
- » 2884031



### RATCHET STRAP

- 2" x 20' Ratchet Straps
  - Heavy duty webbing, floating D-rings, double J-hooks
  - 10,000 lb maximum load, 3,300 lb working load
- » 2884032



### SHOCK STRAPS

- 1.5" 3,000 lb breaking strength
  - Keeps tension on tie-down straps to secure load, 2 pack
- » 1.5" x 15' • 2883296  
» 1.5" x 7' • 2883295



# POLARIS POWER

FOR THE WORKERS, PLAYERS AND SAVE-THE-DAYERS.

BACKED BY A



WARRANTY



VISIT [POLARISPOWER.COM](http://POLARISPOWER.COM) FOR ALL PRODUCT FEATURES

## THE POWER TO EMPOWER

At Polaris Power, we are committed to powering more. We proudly donate 3% of our profits by providing portable power to areas affected by natural disasters and the organizations providing relief in North America.



### P2000i

Inverter Generator **2830532**

**1600**

Running Watts

**2000**

Starting Watts

**16.7**

Max Amps at 120V

**7.6**

Run Time at 25% Load w/ Smart Throttle (hrs)

**62**

Noise Level at 25% Load (dBA)

#### FEATURES




Extension Cord Management



Multi-Functional Digital Display



Illuminated Control Panel



Multi-Handle Design



Parallel Capable

#### BEST USED FOR



Tailgating



Off-Grid



Camping



#### FEATURED ACCESSORIES



**ALL WEATHER COVER**

» P2000i • 2830540



**HIGH ALTITUDE MODIFICATION KIT**

» P2000i • 2884865



**SMALL ENGINE OIL**

• 4-cycle engine oil  
» 1QT • 2879383



**INVERTER PARALLEL KIT**

» 2830536

Read, understand and follow your owner's manual. Never operate a generator indoors. Generator exhaust contains carbon monoxide vapors and exposure can result in severe injury or death. Gasoline is highly flammable and explosive under certain conditions. Always use extreme care whenever handling gasoline.

MAINTENANCE & GARAGE

MAINTENANCE

OIL & LUBRICANTS

MAINTENANCE FLUIDS

GARAGE ACCESSORIES & BATTERY CHARGERS

HO PARTS

SERVICE PARTS

THE SEALANT & TRAILERING

POLARIS POWER





VISIT POLARISPOWER.COM  
FOR ALL PRODUCT FEATURES

## P2500iEBT

Inverter Generator **2830537**

**2000**

Running  
Watts

**2500**

Starting  
Watts

**17**

Max Amps  
at 120V

**8**

Run Time at 25% Load  
w/ Smart Throttle (hrs)

**65**

Noise Level at  
25% Load (dBA)

### FEATURES



Polaris Mobile  
App Compatible



Digital Fuel Gauge



Carbon Monoxide  
Detection & Auto Shut Off



Electric Start with  
Electric Choke



Parallel Capable

### BEST USED FOR



Camping



Tailgating



Off-Grid



## FEATURED ACCESSORIES



### ALL WEATHER COVER

» P2500iEBT • 2830540  
» P3200iE • 2830541



### HIGH ALTITUDE MODIFICATION KIT

» P2500iEBT • 2889540  
» P3200iE • 2884866



### SMALL ENGINE OIL

• 4-cycle engine oil  
» 1QT • 2879383

## P3200iE

Inverter Generator **2830533**

**2800**

Running  
Watts

**3200**

Starting  
Watts

**23.3**

Max Amps  
at 120V

**10.1**

Run Time at 25% Load  
w/ Smart Throttle (hrs)

**67**

Noise Level at  
25% Load (dBA)

### FEATURES



Key Fob Remote Start



Multi-Functional  
Digital Display



Fuel Gauge



Extension Cord  
Management



Parallel Capable

### BEST USED FOR



Camping



One Room Backup



DIY Remodeling



### INVERTER PARALLEL KIT

» 2830536



### FLUID FUNNEL

» 2830552



### FLUID SYRINGE

» 2830553



### NEW BATTERY OPERATED FLUID TRANSFER PUMP WITH FLOW CONTROL NOZZLE

» 2830595



### FLUID TRAY

» 2830551





VISIT [POLARISPOWER.COM](http://POLARISPOWER.COM)  
FOR ALL PRODUCT FEATURES

## P5500 / P6500\*

2830534 / 2830535  
Open Frame Generator

5000 / 6000

Running Watts  
(P5500 / P6500)

5500 / 6500

Starting Watts  
(P5500 / P6500)

20/30

Max Amps  
at 120/240V

5

Run Time  
(hrs)

75

Noise Level  
(dBA)

### FEATURES



Extension Cord Management



Fuel Gauge



Electric Start



Rough Terrain Wheel

### BEST USED FOR



Construction



Home Backup



RVing



## FEATURED ACCESSORIES



**ALL WEATHER COVER**

» P5500/P6500 • 2830542



**HIGH ALTITUDE MODIFICATION KIT**

» P5500/P6500 • 2884867



**SMALL ENGINE OIL**

• 4-cycle engine oil  
» 1QT • 2879383

**NEW**

## ELECTRIC PRESSURE WASHER 2500

2830592

Pressure Washer

2500 psi

At 1.2 GPM

120v

Electric Induction Motor

25'

Morflex® Hose

### FEATURES



Axial Pump with Thermal Relief Valve



Detachable Cart for Easy Transport



Professional Spray Gun with Quick Connect Nozzles



8" Never-Flat Tires



## PRESSURE WASHER 3700

2830573

Pressure Washer

3700 psi

At 2.5 GPM

CRX 4-stroke

225cc

OHV engine

35'

Morflex® Hose

### FEATURES



Simpson AAA Cam Pump with Thermal Relief Valve



Heavy-Duty Steel Engine Plate



Professional Spray Gun with Quick Connect Nozzles



10" Pneumatic Tires



## FEATURED ACCESSORIES



### 50 FT EXTENSION HOSE

- Designed to be highly flexible and kink resistant
  - This cold water hose is equipped with standard M22 threaded connections, a dual o-ring and polyurethane outer jacket that is non-marring and abrasion-resistant for improved durability
- » 2830577



### TURBO NOZZLE

- 3700 PSI .25" QC turbo nozzle delivers a strong jet of oscillating water that cleans faster than standard nozzles
  - Made for reliability and durability, this nozzle is easy to use and great at cleaning hard to remove dirt and debris
- » 2830579





**MEN'S RANGER TEE**  
Green | S-3XL | 2833091  
Black | S-3XL | 2833092



**MEN'S LONG SLEEVE RANGER TEE**  
Black | S-3XL | 2833094  
Gray | S-3XL | 2833093



**RANGER CAP**  
Black | 2833131  
Green | 2833132

# APPAREL

**FIT FOR ANY ADVENTURE.** For outdoor enthusiasts looking for gear that's purposefully built to stand up to the fun and challenging experiences Polaris vehicles enable. Each piece of apparel and equipment bearing the name Polaris is crafted by outdoor enthusiasts, for outdoor enthusiasts. They are a badge of honor - representing what the Polaris brand stands for - a passion to simply be outside doing what you love.



SCAN TO SHOP  
THE FULL LINEUP OF  
POLARIS APPAREL



**NEW**  
**POLARIS RANGER STICKER 6"**  
6" x 0.85" | 2861864



**NEW**  
**POLARIS RANGER PARKING SIGN**  
2869933



# HELMETS



CARBON FIBER  
WHITE  
2864538



RETRO  
2864541



ORANGE/TAN  
2864559



## 509 ALTITUDE 2.0

LIGHTWEIGHT DESIGN, PERFORMANCE-INFUSED  
STYLE & GOPRO® MOUNTING CAPABILITY

XS-4XL

### SHELL

- Thermoplastic poly alloy outer shell

### WEIGHT

- Composite as low as 1,200g, Carbon fiber as low as 1,150g

### FEATURES

- Strong, lightweight construction of carbon fiber or composite
- Superior fit for all-day comfort
- Pro Series breath box for complete protection, removable for optimal air flow
- One-piece eyepoint creates draft-free seal with 509 goggles
- Magnetic Fidlock® chin-strap technology and integrated GOPRO® mount
- DOT- and ECE 22.05-approved



RED  
2833054



RADIANT GREEN  
2833051



BLACK  
2861469



CARBON FIBER  
BLACK/LIME  
2861473



ZENITH BLUE  
2864542



MATTE BLACK  
2862468



PINK  
2833050



ORANGE  
2862471



## TACTICAL 2.0

COMBINES STYLE WITH VERSATILITY  
FOR ULTIMATE COMFORT & CONTROL

XS-4XL

### SHELL

- Shock-resistant, injection-molded thermoplastic

### WEIGHT

- 1,300g

### FEATURES

- Innovative Venturi Vent pulls moist air from helmet without cold wind coming in
- Eyepoint seal is co-integrated with the removable breath box and creates a draft-free seal with 509 goggles and a clear field of view
- Magnetic Fidlock® chin-strap technology
- DOT- and ECE 22.05-approved

## TENACITY 4.0

COMBINATION OF MODERN STYLE & PREMIUM  
PROTECTION WITH INCREDIBLE VALUE

XS-2XL

### SHELL

- Shock-resistant, injection-molded thermoplastic

### WEIGHT

- 1,500g

### FEATURES

- Through-flow, full-helmet ventilation
- ProClip quick release chin strap allows you to fasten the chin strap in seconds
- Removable breath box and removable, washable liner
- Tool-less adjustable roost shield
- DOT- and ECE 22.06-approved



BLACK/LIME  
2864560



RADIANT GREEN  
2833142



BLACK  
2861557



BLACK/GRAY  
2861558



WHITE/RED  
2861561



BLUE  
2833143

# GOGGLES



**NEW**  
OLIVE/LIME  
2864546

## 509 KINGPIN

PREMIUM MATERIALS, ATTRACTIVE PRICE

### FEATURES

- Built for off-road, the oversized spherical lens delivers optimal peripheral vision
- Metal tear-off posts provide strength and durability
- Quick-change technology allows you to run the best lens tint for conditions



STEALTH  
2862560



BLUE  
2862562



**NEW**  
ORANGE  
2864545

## 509 MX6

SUPER WIDE FIELD OF VIEW, ENGINEERED FOR DIRT

### FEATURES

- PC outer lens with anti-scratch coating, and internal anti-fog coating
- Outriggers with latch system for quick lens change
- 45mm strap with silicone to hold strap in place



BLACK  
2862557



RED/BLACK  
2862558

APPAREL

RANGER APPAREL  
& MERCHANDISE

HELMETS & GOGGLES

HEATED APPAREL

LIFESTYLE APPAREL



# HEATED APPAREL

Keep warm even on the coldest days with Polaris Heated Apparel. By keeping the heat close to your body, you can stay out for a longer, more comfortable ride. The Polaris Heated Apparel lineup includes the Heated Vest, Heated Base Layers and a Heated Glove Liner for both men and women. Easily control your heat setting with the touch of a button.



**WOMEN'S**  
Black | 2833036

**MEN'S**  
Black | 2833022

**HEATING ELEMENTS**



**UNISEX**  
Black | 2833044

## HEATED VESTS

WARMTH WITH THE TOUCH OF A BUTTON

S-3XL

- Perfect for any outdoor activity
- Down-proof machine washable material with 160g of insulation for warmth with or without the heater turned on
- Powered by a small rechargeable battery (included) that can also be used to charge a cellphone; battery not machine washable, remove prior to washing
- Easily adjust between four heat settings for changing weather conditions with built-in buttons

## HEATED GLOVE LINER

KEEP YOUR HANDS WARM ON FROSTY DAYS

S-3XL

- Designed to fit under all Polaris riding gloves for an extra layer of warmth to keep you out riding longer
- Easily adjust your heat level by pressing a button on the bottom part of the glove

## HEATED BASE LAYERS

ADJUSTABLE HEAT CLOSE TO YOUR BODY, MAXIMUM COMFORT IN CHANGING CONDITIONS

S-3XL

- Intended for use as a base layer
- Features lightweight, moisture-wicking fabric to give you the most comfortable layering to wear on all of your cold weather adventures, on or off the trail
- Includes multiple heat panels for evenly distributed heat for maximum warmth and comfort
- Powered by a small rechargeable battery (included) that can be used to charge a cellphone; battery not machine washable, remove prior to washing
- Easily adjust between four heat settings for changing weather conditions with built-in buttons



**HEATING ELEMENTS**

**WOMEN'S**  
Top | 2833033  
Bottom | 2833034

**MEN'S**  
Top | 2833031  
Bottom | 2833032

## HEATED APPAREL REPLACEMENT BATTERY PACK

- Compatible with Polaris Heated Base Layer Tops, Bottoms & Vests
- Includes: 7.4V Lithium-Ion Battery with two 7.8V chargers (110V wall and 12V port)

2864582



## HEATED GLOVE LINER REPLACEMENT BATTERY PACK

- Compatible with Polaris Heated Glove Liners
- Includes: two 7.4V Lithium-Ion Batteries, one 100-240V charger

2864583



# LIFESTYLE APPAREL



## MEN'S SOFTSHELL JACKET

Cypress | S-3XL | 2864517  
Camo | S-3XL | 2861543  
Blue | S-3XL | 2833028  
Black | S-3XL | 2861434



## MEN'S REVOLVE VEST

Blue/Gray | S-3XL | 2864521  
Red | S-3XL | 2833030  
Black/Gray | S-3XL | 2862565  
Camo | S-3XL | 2862572



## MEN'S PLAID FLANNEL SHIRT

Blue | S-3XL | 2864671  
Cypress | S-3XL | 2864672



## PURSUIT HOODIE

Orange | S-3XL | 2864606  
Black | S-3XL | 2833076  
Green | S-3XL | 2833077



## MEN'S ROGUE HOODIE

Blue | S-3XL | 2864587  
Black | S-3XL | 2833062  
Navy | S-3XL | 2833063



## PIT SHIRT

Cypress | XS-4XL | 2864561  
Black | XS-4XL | 2862526  
Navy | S-3XL | 2833043



## WOMEN'S SOFTSHELL JACKET

Blue/Gray | S-3XL | 2864519  
Black | S-3XL | 2833041  
Radiant Green | S-3XL | 2833040



## WOMEN'S JOURNEY HOODIE

Purple | S-3XL | 2864537  
Radiant Green | S-3XL | 2833098  
Black | S-3XL | 2862515



## WOMEN'S PLAID FLANNEL SHIRT

Blue | S-3XL | 2864673  
Teal | S-3XL | 2864674





THE MOST CAPABLE UTV.  
**GET MORE DONE.**

TRUSTED BY FARMERS, RANCHERS, HUNTERS AND HOMEOWNERS FOR MORE THAN A DECADE.



Warning: Polaris Off Road vehicles can be hazardous to operate and are not intended for on-road use. Driver must be at least 16 years old with a valid driver's license to operate. All riders should always wear helmets, eye protection and protective clothing and footwear. Read, understand and follow your owner's manual. Ride within the limits of your own abilities and never engage in stunt or exhibition driving. Never ride under the influence of drugs or alcohol. All riders should take a safety training course. Call 800-342-3764 for additional information.

Unless noted, trademarks are the property of Polaris Industries Inc. 3M® and Thinsulate® are registered trademarks of 3M Company. 509® is a registered trademark of Teton Outfitters, LLC. Apple® and App Store® are registered trademarks of Apple Inc. Bluetooth® is a registered trademark of Bluetooth SIG, Inc. Caliber® is a trademark of Caliber, Inc. Carhartt® is a registered trademark of Carhartt, Inc. Facebook™ is a service trademark of Facebook, Inc. Fidlock® is a registered trademark of Fidlock GmbH. FOX® is a registered trademark of Fox Factory Inc. Google Play™ is a service trademark of GOOGLE LLC. GoPro® is a registered trademark of GoPro Inc. Homelink® is a registered trademark of Gentex Corporation. Instagram™ is a service trademark of Instagram, LLC. JBL® is a registered trademark of HARMAN INTERNATIONAL INDUSTRIES, INCORPORATED. MB Quart® is a registered trademark of Maxsonics USA Inc. MORFLEX® is a registered trademark of FNA Group, Inc. NOCO Genius® is a registered trademark of The Noco Company. Polartec® is a registered trademark of MMI-IPCO, LLC. RHINO-RACK® is a registered trademark of Rhino Rack Australia Pty Limited. RIGID® is a trademark of JST Performance, LLC d/b/a Rigid Industries LLC. SEAT SAVER® is a registered trademark of Prince Lionheart, Inc. SMART BOARD® is a registered trademark of SMART TECHNOLOGIES ULC UNLIMITED LIABILITY CORPORATION CANADA. Tiger Drylac® is a registered trademark of Tiger Coatings GMBH & CO. KG. TEKVEST® is a registered trademark of 1181676 ONTARIO INC. Twitter™ is a service trademark of Twitter, Inc. Wallbox™ is a service trademark of WALL BOX CHARGERS S.L. sociedad de responsabilidad limitada (s) SPAIN. WALKER EVANS RACING® is a registered trademark of Walker Evans Enterprises Incorporated. YKK® is a registered trademark of YKK Corporation. YouTube® is a registered trademark of Google LLC. Fitment and availability are subject to change at any moment. Copyright © 2023 Polaris Industries Inc. All rights reserved.



# HARDEST WORKING.

## SMOOTHEST RIDING.

### GET THE BEST OWNER EXPERIENCE OUT THERE

Our goal is to make every day of ownership a smooth ride. Sign in for access to everything you need, plus exclusive offers and more.

[OFFROAD.POLARIS.COM/ACCOUNT](https://offroad.polaris.com/account)



#### MY GARAGE

- Vehicle Profile & Accessory Details
- Maintenance Schedules
- Schedule Service
- Manuals & Warranty Info



#### MY RIDES & COMMUNITY

- My Tracked Rides
- My Planned Routes & POIs
- My Community Activities & Events
- Explore Polaris Adventures



#### MY SHOPPING

- Recommended Accessories
- Purchase History
- My Dealer
- Access to Polaris Pros



CONNECT ONLINE  
SEARCH "POLARISORV"



## TAKE ON ANY ENVIRONMENT

1 CHOOSE  
MODEL

2 CHOOSE  
TRIM

3 CHOOSE  
COLOR

4 CHOOSE  
ACCESSORIES



**VISIT [POLARIS.COM/RANGER](https://polaris.com/ranger)**  
TO SEE VEHICLE OPTIONS AND VIEW ACCESSORIES  
ON YOUR NEW MACHINE FROM EVERY ANGLE!

**POLARIS**  
Think Outside